

Staffing:
Registered Nurses/Midwives
Non-registered Nurses/Midwives (Care Staff)
Registered Nursing Associates
Non-registered Nursing Associates
Registered AHPs

Aug-19	Summary By Site	Day				Night				AHPs				Day		Night		AHP's	
		Registered Nurses/Midwives		Non-registered Nurses/Midwives (Care Staff)		Registered Nurses/Midwives		Non-registered Nurses/Midwives (Care Staff)		Registered AHPs		Non-Registered AHPs		Average fill rate - Registered Nurses/Midwives (%)	Average fill rate - Non-registered Nurses/Midwives (Care Staff) (%)	Average fill rate - registered nurses/midwives (%)	Average fill rate - care staff (%)	Average fill rate - registered allied health professionals (AHP) (%)	Average fill rate - non-registered allied health professionals (AHP) (%)
		Total monthly planned staff hours	Total monthly actual staff hours	Total monthly planned staff hours	Total monthly actual staff hours	Total monthly planned staff hours	Total monthly actual staff hours	Total monthly planned staff hours	Total monthly actual staff hours	Total monthly planned staff hours	Total monthly actual staff hours	Total monthly planned staff hours	Total monthly actual staff hours						
	CASSEL HOSPITAL	1058	1028	300	270	310	310	310	310	0	0	0	0	97.2%	90.0%	100.0%	100.0%	n/a	n/a
	ST BERNARD'S WING	5543	5400	5280	5625	2170	2250	4020	4250	0	0	0	0	97.4%	106.5%	103.7%	105.7%	n/a	n/a
	THE LIMES	1598	1485	2850	2850	620	620	1590	1580	0	0	0	0	93.0%	100.0%	100.0%	99.4%	n/a	n/a
	HAMMERSMITH & FULHAM MENTAL	7125	6915	6308	7515	3100	3070	3110	3950	0	0	0	0	97.1%	119.1%	99.0%	127.0%	n/a	n/a
	LAKESIDE UNIT	5993	5889	4650	5444	3100	3090	2790	3065	0	0	0	0	98.3%	117.1%	99.7%	109.9%	n/a	n/a
	CLAYPONDS REHABILITATION HOSPITAL	3692	3458	3891	4681	2372	2293	2077	2223	3128	1778	938	728	93.7%	120.3%	96.7%	107.0%	56.8%	77.6%
	Trust	25007	24174	23278	26384	11672	11633	13897	15378	3128	1778	938	728	97%	113%	100%	111%	57%	78%

Do not type in grey areas

Hospital Site Details	Summary By Ward	Day				Night				AHPs				Day		Night		AHP's	
		Registered Nurses/Midwives		Non-registered Nurses/Midwives (Care Staff)		Registered Nurses/Midwives		Non-registered Nurses/Midwives (Care Staff)		Registered AHPs		Non-Registered AHPs		Average fill rate - Registered Nurses/Midwives (%)	Average fill rate - Non-registered Nurses/Midwives (Care Staff) (%)	Average fill rate - Registered Nurses/Midwives (%)	Average fill rate - Non-registered Nurses/Midwives (Care Staff) (%)	Average fill rate - registered allied health professionals (AHP) (%)	Average fill rate - non-registered allied health professionals (AHP) (%)
		Total monthly planned staff hours	Total monthly actual staff hours	Total monthly planned staff hours	Total monthly actual staff hours	Total monthly planned staff hours	Total monthly actual staff hours	Total monthly planned staff hours	Total monthly actual staff hours	Total monthly planned staff hours	Total monthly actual staff hours	Total monthly planned staff hours	Total monthly actual staff hours						
	CASSEL HOSPITAL	1058	1028	300	270	310	310	310	310	0	0	0	0	97.2%	90.0%	100.0%	100.0%	n/a	n/a
	ST BERNARD'S WING	1088	1043	630	750	310	310	310	360	0	0	0	0	95.9%	119.0%	100.0%	116.1%	n/a	n/a
	ST BERNARD'S WING	1560	1515	1395	1418	620	620	1240	1230	0	0	0	0	97.1%	101.6%	100.0%	99.2%	n/a	n/a
	ST BERNARD'S WING	1545	1523	1395	1425	620	710	1240	1180	0	0	0	0	98.5%	102.2%	114.5%	95.2%	n/a	n/a
	ST BERNARD'S WING	1350	1320	1860	2033	620	610	1230	1480	0	0	0	0	97.8%	109.3%	98.4%	120.3%	n/a	n/a
	THE LIMES	1598	1485	2850	2850	620	620	1590	1580	0	0	0	0	93.0%	100.0%	100.0%	99.4%	n/a	n/a
	HAMMERSMITH & FULHAM	1755	1613	1395	1733	620	620	630	840	0	0	0	0	91.9%	124.2%	100.0%	133.3%	n/a	n/a
	HAMMERSMITH & FULHAM	1260	1343	945	1440	620	620	620	790	0	0	0	0	106.5%	152.4%	100.0%	127.4%	n/a	n/a
	HAMMERSMITH & FULHAM	1260	1253	1163	1553	620	610	620	910	0	0	0	0	99.4%	133.5%	98.4%	146.8%	n/a	n/a
	HAMMERSMITH & FULHAM	1260	1193	945	983	620	610	620	630	0	0	0	0	94.6%	104.0%	98.4%	101.6%	n/a	n/a
	HAMMERSMITH & FULHAM	1590	1515	1860	1808	620	610	620	780	0	0	0	0	95.3%	97.2%	98.4%	125.8%	n/a	n/a
	LAKESIDE UNIT	1095	1088	930	1755	620	610	620	735	0	0	0	0	99.3%	188.7%	98.4%	118.5%	n/a	n/a
	LAKESIDE UNIT	1260	1238	930	1148	620	620	620	740	0	0	0	0	98.2%	123.4%	100.0%	119.4%	n/a	n/a
	LAKESIDE UNIT	1260	1305	930	975	620	620	620	660	0	0	0	0	103.6%	104.8%	100.0%	106.5%	n/a	n/a
	LAKESIDE UNIT	1275	1239	930	831	620	620	620	620	0	0	0	0	97.2%	89.4%	100.0%	100.0%	n/a	n/a
	LAKESIDE UNIT	1103	1020	930	735	620	620	310	310	0	0	0	0	92.5%	79.0%	100.0%	100.0%	n/a	n/a
	CLAYPONDS REHABILITATION HOSPITAL	1553	1538	1395	1380	589	580	295	475	315	248	158	158	99.0%	98.9%	98.4%	161.3%	78.6%	100.0%
	CLAYPONDS REHABILITATION HOSPITAL	1070	978	713	1725	713	828	713	840	1418	930	315	225	91.4%	241.9%	116.1%	117.7%	65.6%	71.4%
	CLAYPONDS REHABILITATION HOSPITAL	1070	943	1783	1576	1070	886	1070	909	1395	600	465	345	88.2%	88.4%	82.8%	84.9%	43.0%	74.2%

Copy Data



Green Staffing meets planned requirement
 Amber Staffing does not meet planned requirement but is safe
 Red Staffing does not meet planned requirement and this has been escalated to a senior nurse

Cassel Ward		9 to 5 (7.5 Hrs Shift)			AM (7.5 Hrs Shift)				PM (7.5 Hrs Shift)				Night (10.0 Hrs Shift)				Comments		
Aug-19	Planned (shift)	Actual (shift)	RAG	Registered Nurses/Midwives		Non-registered Nurses/Midwives (Care Staff)		RAG	Registered Nurses/Midwives		Non-registered Nurses/Midwives (Care Staff)		RAG	Registered Nurses/Midwives		Non-registered Nurses/Midwives (Care Staff)		RAG	
Date				Total monthly planned staff (shift)	Total monthly actual staff (shift)	Total monthly planned staff (shift)	Total monthly actual staff (shift)		Total monthly planned staff (shift)	Total monthly actual staff (shift)	Total monthly planned staff (shift)	Total monthly actual staff (shift)		Total monthly planned staff (shift)	Total monthly actual staff (shift)	Total monthly planned staff (shift)		Total monthly actual staff (shift)	
01	0	0	Green	5	5	0	0	Green	1	1	1	1	Green	1	1	1	1	Green	
02	0	0	Green	5	5	0	0	Green	1	1	1	1	Green	1	1	1	1	Green	
03	0	0	Green	1	1	0	0	Green	1	1	1	0	Amber	1	1	1	1	Green	
04	0	0	Green	1	1	0	0	Green	1	1	1	1	Green	1	1	1	1	Green	
05	0	0	Green	4	4	0	0	Green	1	1	1	1	Green	1	1	1	1	Green	
06	0	0	Green	4	4	0	0	Green	1	1	1	1	Green	1	1	1	1	Green	
07	0	0	Green	5	5	1	1	Green	5	5	1	1	Green	1	1	1	1	Green	Camping trip
08	0	0	Green	5	5	0	0	Green	5	5	1	1	Green	1	1	1	1	Green	
09	0	0	Green	5	5	0	0	Green	1	1	1	1	Green	1	1	1	1	Green	
10	0	0	Green	1	1	1	1	Green	1	1	1	1	Green	1	1	1	1	Green	
11	0	0	Green	1	1	1	1	Green	1	1	1	1	Green	1	1	1	1	Green	
12	1	1	Green	3	3	0	0	Green	1	1	1	1	Green	1	1	1	1	Green	
13	1	1	Green	2	2	1	1	Green	1	1	1	1	Green	1	1	1	1	Green	
14	1	1	Green	3	2	0	0	Amber	1	1	1	0	Amber	1	1	1	1	Green	HCA long term sick
15	1	1	Green	3	2	0	0	Amber	1	1	1	1	Green	1	1	1	1	Green	
16	1	1	Green	3	2	0	0	Amber	1	1	1	1	Green	1	1	1	1	Green	
17	0	0	Green	1	1	1	1	Green	1	1	1	1	Green	1	1	1	1	Green	
18	0	0	Green	1	1	1	1	Green	1	1	1	1	Green	1	1	1	1	Green	
19	1	1	Green	4	4	0	0	Green	1	1	1	1	Green	1	1	1	1	Green	
20	1	1	Green	3	3	0	0	Green	1	1	1	0	Amber	1	1	1	1	Green	
21	1	1	Green	3	3	0	0	Green	1	1	1	1	Green	1	1	1	1	Green	
22	1	1	Green	4	4	0	0	Green	1	1	1	0	Amber	1	1	1	1	Green	
23	1	1	Green	4	4	0	0	Green	1	1	1	1	Green	1	1	1	1	Green	
24	0	0	Green	1	1	1	1	Green	1	1	1	1	Green	1	1	1	1	Green	
25	0	0	Green	1	1	1	1	Green	1	1	1	1	Green	1	1	1	1	Green	
26	0	0	Green	1	1	1	1	Green	1	1	1	1	Green	1	1	1	1	Green	
27	1	1	Green	4	4	0	0	Green	1	1	1	1	Green	1	1	1	1	Green	
28	1	1	Green	3	3	0	0	Green	1	1	1	1	Green	1	1	1	1	Green	
29	1	1	Green	3	2	0	0	Amber	1	1	0	0	Amber	1	1	1	1	Green	
30	1	1	Green	3	3	0	0	Green	1	1	1	1	Green	1	1	1	1	Green	
31	0	0	Green	1	1	1	1	Green	1	1	1	1	Green	1	1	1	1	Green	
Total Hrs (shift*hrs per shift)	105.0	105.0		660.0	630.0	75.0	75.0		292.5	292.5	225.0	195.0		310.0	310.0	310.0	310.0		

	Day	
	Total monthly planned staff hours	Total monthly actual staff hours
Registered Nurses/Midwives	1057.50	1027.50
Non-registered Nurses/Midwives (Care Staff)	300.00	270.00
Registered Nursing Associates	0.00	0.00
Non-registered Nursing Associates	0.00	0.00

	Night	
	Total monthly planned staff hours	Total monthly actual staff hours
Registered Nurses/Midwives	310.00	310.00
Non-registered Nurses/Midwives (Care Staff)	310.00	310.00
Registered Nursing Associates	0.00	0.00
Non-registered Nursing Associates	0.00	0.00

	Total	
	Planned	Actual
Registered AHPs	0.00	0.00
Non-Registered AHPs	0.00	0.00

Green	
Amber	
Red	

Staffing meets planned requirement
 Staffing does not meet planned requirement but is safe
 Staffing does not meet planned requirement and this has been escalated to a senior nurse

Mott Ward

Aug-19	9 to 5 (7.5 Hrs Shift)			AM (7.5 Hrs Shift)					PM (7.5 Hrs Shift)					Night (10.0 Hrs Shift)					Comments
	Planned (shift)	Actual (shift)	RAG	Registered Nurses/Midwives		Non-registered Nurses/Midwives (Care Staff)		RAG	Registered Nurses/Midwives		Non-registered Nurses/Midwives (Care Staff)		RAG	Registered Nurses/Midwives		Non-registered Nurses/Midwives (Care Staff)		RAG	
				Total monthly planned staff (shift)	Total monthly actual staff (shift)	Total monthly planned staff (shift)	Total monthly actual staff (shift)		Total monthly planned staff (shift)	Total monthly actual staff (shift)	Total monthly planned staff (shift)	Total monthly actual staff (shift)		Total monthly planned staff (shift)	Total monthly actual staff (shift)				
Date																			
01	1	1	Green	2	2	2	2	Amber	2	2	1	2	Green	1	1	1	1	Green	
02	1	1	Green	2	2	2	2	Amber	2	2	1	1	Green	1	1	1	1	Green	
03	0	0	Green	2	2	1	1	Green	2	2	1	1	Green	1	1	1	1	Green	
04	0	0	Green	2	2	1	1	Green	2	2	1	1	Green	1	1	1	1	Green	
05	1	1	Green	2	2	2	2	Green	2	3	1	1	Green	1	1	1	2	Green	
06	1	1	Green	2	2	2	3	Green	2	2	1	2	Green	1	1	1	2	Green	
07	1	1	Green	2	2	2	3	Green	2	2	1	2	Amber	1	1	1	2	Green	
08	1	1	Green	2	2	2	3	Amber	2	2	1	2	Green	1	1	1	2	Green	
09	1	1	Green	2	2	2	3	Amber	2	2	1	2	Green	1	1	1	2	Green	
10	0	0	Green	2	2	1	2	Green	2	2	1	1	Green	1	1	1	1	Green	
11	0	0	Green	2	2	1	1	Green	2	2	1	1	Green	1	1	1	1	Green	
12	1	1	Green	2	2	2	2	Green	2	2	1	1	Green	1	1	1	1	Green	
13	1	1	Green	2	2	2	2	Green	2	2	1	1	Green	1	1	1	1	Green	
14	1	1	Green	2	2	2	2	Green	2	2	1	1	Green	1	1	1	1	Green	
15	1	1	Green	2	2	2	2	Green	2	3	1	1	Green	1	1	1	1	Green	
16	1	1	Green	2	2	2	2	Green	2	2	1	2	Green	1	1	1	1	Green	
17	0	0	Green	2	2	1	1	Green	2	2	1	1	Green	1	1	1	1	Green	
18	0	0	Green	2	2	1	1	Green	2	2	1	1	Green	1	1	1	1	Green	
19	1	1	Green	2	2	2	3	Green	2	2	1	1	Green	1	1	1	1	Green	
20	1	1	Green	2	2	2	2	Green	2	2	1	1	Green	1	1	1	1	Green	
21	1	1	Green	2	2	2	2	Green	2	2	1	1	Green	1	1	1	1	Green	
22	1	1	Green	2	2	2	2	Green	2	2	1	2	Green	1	1	1	1	Green	
23	1	1	Green	2	2	2	2	Green	2	1	1	1	Green	1	1	1	1	Green	
24	0	0	Green	2	1	1	2	Green	2	1	1	1	Green	1	1	1	1	Green	
25	0	0	Green	2	2	1	1	Green	2	1	1	2	Green	1	1	1	1	Green	
26	0	0	Green	2	2	2	2	Green	2	2	1	1	Green	1	1	1	1	Green	
27	1	1	Green	2	1	2	2	Green	2	1	1	2	Green	1	1	1	1	Green	
28	1	1	Green	2	2	2	2	Green	2	1	1	1	Green	1	1	1	1	Green	
29	1	1	Green	2	2	2	2	Green	2	2	1	1	Green	1	1	1	1	Amber	
30	1	1	Green	2	1	2	2	Green	2	2	1	1	Green	1	1	1	1	Green	
31	0	0	Green	2	2	1	1	Green	2	2	1	1	Green	1	1	1	1	Green	
Total Hrs (shift*hrs per shift)	157.5	157.5		465.0	442.5	397.5	450.0		465.0	442.5	232.5	300.0		310.0	310.0	310.0	360.0		

Day		
	Total monthly planned staff hours	Total monthly actual staff hours
Registered Nurses/Midwives	1087.50	1042.50
Non-registered Nurses/Midwives (Care Staff)	630.00	750.00
Registered Nursing Associates	0.00	0.00
Non-registered Nursing Associates	0.00	0.00

Night		
	Total monthly planned staff hours	Total monthly actual staff hours
Registered Nurses/Midwives	310.00	310.00
Non-registered Nurses/Midwives (Care Staff)	310.00	360.00
Registered Nursing Associates	0.00	0.00
Non-registered Nursing Associates	0.00	0.00

Total		
	Planned	Actual
Registered AHPs	0.00	0.00
Non-Registered AHPs	0.00	0.00

Green Staffing meets planned requirement
 Amber Staffing does not meet planned requirement but is safe
 Red Staffing does not meet planned requirement and this has been escalated to a senior nurse

Hope Ward

Aug-19	9 to 5 (7.5 Hrs Shift)			AM (7.5 Hrs Shift)				PM (7.5 Hrs Shift)				Night (10.0 Hrs Shift)				Comments			
	Planned (shift)	Actual (shift)	RAG	Registered Nurses/Midwives		Non-registered Nurses/Midwives (Care Staff)		RAG	Registered Nurses/Midwives		Non-registered Nurses/Midwives (Care Staff)		RAG	Registered Nurses/Midwives			Non-registered Nurses/Midwives (Care Staff)		RAG
				Total monthly planned staff (shift)	Total monthly actual staff (shift)	Total monthly planned staff (shift)	Total monthly actual staff (shift)		Total monthly planned staff (shift)	Total monthly actual staff (shift)	Total monthly planned staff (shift)	Total monthly actual staff (shift)		Total monthly planned staff (shift)	Total monthly actual staff (shift)				
01	1	1	Green	3	3	3	3	Green	3	3	3	3	Green	2	2	4	4	Green	
02	1	0	Amber	3	3	3	3	Green	3	3	3	3	Green	2	2	4	4	Green	WM Study Day
03			Green	3	2	3	4	Green	3	3	3	3	Green	2	2	4	4	Green	
04			Green	3	3	3	3	Green	3	3	3	3	Green	2	2	4	4	Green	1 x Seclusion
05	1	1	Green	3	3	3	3	Green	3	3	3	3	Green	2	2	4	4	Green	1 x Seclusion
06	1	1	Green	3	3	3	3	Green	3	3	3	3	Green	2	2	4	4	Green	
07	1	1	Green	3	3	3	3	Green	3	3	3	3	Green	2	2	4	4	Green	1 x Seclusion
08	1	1	Green	3	3	3	3	Green	3	3	3	3	Green	2	2	4	4	Green	
09	1	1	Green	3	3	3	3	Green	3	3	3	3	Green	2	2	4	4	Green	
10			Green	3	3	3	3	Green	3	3	3	3	Green	2	2	4	4	Green	
11			Green	3	3	3	3	Green	3	3	3	2	Amber	2	2	4	4	Green	
12	1	1	Green	3	3	3	3	Green	3	3	3	3	Green	2	2	4	4	Green	
13	1	1	Green	3	3	3	3	Green	3	3	3	3	Green	2	2	4	4	Green	1 x ETESO
14	1	1	Green	3	3	3	2	Amber	3	3	3	3	Green	2	2	4	4	Green	1 x ETESO
15	1	1	Green	3	3	3	3	Green	3	3	3	3	Green	2	2	4	4	Green	1 x ETESO
16	1	0	Amber	3	3	3	3	Green	3	3	3	3	Green	2	2	4	4	Green	1 x ETESO
17			Green	3	3	3	3	Green	3	3	3	3	Green	2	2	4	4	Green	1 x ETESO
18			Green	3	3	3	4	Green	3	3	3	4	Green	2	2	4	4	Green	1 x ETESO
19	1	1	Green	3	3	3	3	Green	3	3	3	4	Green	2	2	4	4	Green	1 x ETESO
20	1	1	Green	3	3	3	3	Green	3	3	3	3	Green	2	2	4	4	Green	1 x ETESO
21	1	1	Green	3	3	3	3	Green	3	3	3	3	Green	2	2	4	4	Green	1 x ETESO
22	1	1	Green	3	3	3	3	Green	3	3	3	3	Green	2	2	4	4	Green	
23	1	1	Green	3	3	3	4	Green	3	3	3	3	Green	2	2	4	4	Green	1 x ETESO
24			Green	3	2	3	3	Amber	3	3	3	3	Green	2	2	4	4	Green	1 x ETESO
25			Green	3	3	3	3	Green	3	3	3	3	Green	2	2	4	4	Green	1 x ETESO
26	1	1	Green	3	3	3	3	Green	3	3	3	2	Amber	2	2	4	3	Green	UC Support
27	1	1	Green	3	3	3	3	Green	3	2	3	4	Green	2	2	4	4	Green	1 x ETESO
28	1	1	Green	3	3	3	3	Green	3	3	3	3	Green	2	2	4	4	Green	1 x ETESO
29	1	1	Green	3	3	3	3	Green	3	3	3	3	Green	2	2	4	4	Amber	2x ETESO
30	1	1	Green	3	3	3	3	Green	3	2	3	3	Amber	2	2	4	4	Green	2 x ETESO 1 x Seclusion
31			Green	3	3	3	3	Green	3	3	3	3	Green	2	2	4	4	Green	1 x ETESO
Total Hrs (shift*hrs per shift)	165.0	150.0		697.5	682.5	697.5	712.5		697.5	682.5	697.5	705.0		620.0	620.0	1240.0	1230.0		

Day		
	Total monthly planned staff hours	Total monthly actual staff hours
Registered Nurses/Midwives	1560.00	1515.00
Non-registered Nurses/Midwives (Care Staff)	1395.00	1417.50
Registered Nursing Associates	0.00	0.00
Non-registered Nursing Associates	0.00	0.00

Night		
	Total monthly planned staff hours	Total monthly actual staff hours
Registered Nurses/Midwives	620.00	620.00
Non-registered Nurses/Midwives (Care Staff)	1240.00	1230.00
Registered Nursing Associates	0.00	0.00
Non-registered Nursing Associates	0.00	0.00

Total		
	Planned	Actual
Registered AHPs	0.00	0.00
Non-Registered AHPs	0.00	0.00

Green Staffing meets planned requirement
 Amber Staffing does not meet planned requirement but is safe
 Red Staffing does not meet planned requirement and this has been escalated to a senior nurse

Horizon Ward		9 to 5 (7.5 Hrs Shift)			AM (7.5 Hrs Shift)				PM (7.5 Hrs Shift)				Night (10.0 Hrs Shift)				Comments		
Aug-19	Planned (shift)	Actual (shift)	RAG	Registered Nurses/Midwives		Non-registered Nurses/Midwives (Care Staff)		RAG	Registered Nurses/Midwives		Non-registered Nurses/Midwives (Care Staff)		RAG	Registered Nurses/Midwives		Non-registered Nurses/Midwives (Care Staff)		RAG	
Date				Total monthly planned staff (shift)	Total monthly actual staff (shift)	Total monthly planned staff (shift)	Total monthly actual staff (shift)		Total monthly planned staff (shift)	Total monthly actual staff (shift)	Total monthly planned staff (shift)	Total monthly actual staff (shift)		Total monthly planned staff (shift)	Total monthly actual staff (shift)	Total monthly planned staff (shift)		Total monthly actual staff (shift)	
01		1	Green	3	3	3	3	Green	3	3	3	3	Green	2	2	4	4	Green	
02	1	1	Green	3	3	3	3	Green	3	3	3	3	Green	2	2	4	4	Green	
03	0	0	Green	3	3	3	3	Green	3	2	3	3	Amber	2	2	4	4	Green	
04	0	0	Green	3	3	3	3	Green	3	3	3	3	Green	2	2	4	4	Green	
05	1	1	Green	3	3	3	3	Green	3	3	3	3	Green	2	2	4	4	Green	
06	1	1	Green	3	3	3	3	Green	3	2	3	3	Amber	2	2	4	4	Green	
07	1	1	Green	3	3	3	3	Green	3	3	3	3	Green	2	2	4	4	Green	
08	1	1	Green	3	3	3	3	Green	3	3	3	3	Green	2	2	4	4	Green	
09	1	1	Green	3	3	3	3	Green	3	3	3	3	Green	2	2	4	2	Red	two HCA did not turn up for night shift.
10	0	0	Green	3	3	3	3	Green	3	3	3	3	Green	2	2	4	3	Amber	
11	0	0	Green	3	3	3	3	Green	3	3	3	3	Green	2	2	4	4	Green	
12	1	1	Green	3	3	3	3	Green	3	2	3	3	Amber	2	2	4	4	Green	
13	1	1	Green	3	2	3	4	Amber	3	3	3	3	Green	2	2	4	4	Green	1 qualified short pm.
14	1	1	Green	3	3	3	3	Green	3	3	3	3	Green	2	2	4	4	Green	
15	1	1	Green	3	4	3	3	Green	3	3	3	2	Amber	2	3	4	4	Green	DSN at night and 1 qualified am not in the numbers.
16	1	1	Green	3	4	3	3	Green	3	4	3	3	Green	2	2	4	3	Amber	1 qualified pm not in numbers and 1 short at night
17	0	0	Green	3	3	3	3	Green	3	3	3	3	Green	2	3	4	3	Amber	DSN at night and one HCA did not turn up for night shift.
18	0	0	Green	3	3	3	3	Green	3	3	3	3	Green	2	2	4	4	Green	
19	1	1	Green	3	3	3	4	Green	3	2	3	3	Amber	2	3	4	4	Green	1 qualified not in numbers am, 1 qualified short pm and desn at night
20	1	1	Green	3	3	3	3	Green	3	2	3	3	Amber	2	3	4	4	Green	1 qualified short pm and DSN at night
21	1	1	Green	3	2	3	4	Amber	3	3	3	4	Green	2	3	4	4	Green	1 qualified not in the numbers for pm, hence 4 HCA and DSN at night
22	1	1	Green	3	3	3	3	Green	3	3	3	3	Green	2	2	4	4	Green	
23	1	1	Green	3	3	3	3	Green	3	3	3	3	Green	2	2	4	4	Green	
24	0	0	Green	3	3	3	3	Green	3	3	3	3	Green	2	2	4	4	Green	
25	0	0	Green	3	3	3	3	Green	3	3	3	3	Green	2	2	4	3	Amber	one staff moved to another ward due to staff shortage
26	0	0	Green	3	3	3	3	Green	3	3	3	3	Green	2	2	4	4	Green	
27	1	1	Green	3	3	3	3	Green	3	3	3	3	Green	2	2	4	4	Green	
28	1	1	Green	3	3	3	3	Green	3	3	3	3	Green	2	3	4	4	Green	DSN at night
29	1	1	Green	3	3	3	3	Green	3	3	3	4	Green	2	3	4	4	Green	DSN at night
30	1	1	Green	3	3	3	3	Green	3	3	3	3	Green	2	3	4	4	Green	DSN at night
31	0	0	Green	3	3	3	3	Green	3	3	3	3	Green	2	3	4	4	Green	DSN at night
Total Hrs (shift*hrs per shift)	150.0	157.5		697.5	697.5	697.5	720.0		697.5	667.5	697.5	705.0		620.0	710.0	1240.0	1180.0		

Day		
	Total monthly planned staff hours	Total monthly actual staff hours
Registered Nurses/Midwives	1545.00	1522.50
Non-registered Nurses/Midwives (Care Staff)	1395.00	1425.00
Registered Nursing Associates	0.00	0.00
Non-registered Nursing Associates	0.00	0.00

Night	
	Total monthly actual staff hours
Registered Nurses/Midwives	710.00
Non-registered Nurses/Midwives (Care Staff)	1180.00
Registered Nursing Associates	0.00
Non-registered Nursing Associates	0.00

Total		
	Planned	Actual
Registered AHPs	0.00	0.00
Non-Registered AHPs	0.00	0.00

Green	
Amber	
Red	

Staffing meets planned requirement
 Staffing does not meet planned requirement but is safe
 Staffing does not meet planned requirement and this has been escalated to a senior nurse

Jubilee Ward		9 to 5 (7.5 Hrs Shift)			AM (7.5 Hrs Shift)				PM (7.5 Hrs Shift)				Night (10.0 Hrs Shift)				Comments		
Aug-19	Planned (shift)	Actual (shift)	RAG	Registered Nurses/Midwives		Non-registered Nurses/Midwives (Care Staff)		RAG	Registered Nurses/Midwives		Non-registered Nurses/Midwives (Care Staff)		RAG	Registered Nurses/Midwives		Non-registered Nurses/Midwives (Care Staff)		RAG	
Date				Total monthly planned staff (shift)	Total monthly actual staff (shift)	Total monthly planned staff (shift)	Total monthly actual staff (shift)		Total monthly planned staff (shift)	Total monthly actual staff (shift)	Total monthly planned staff (shift)	Total monthly actual staff (shift)		Total monthly planned staff (shift)	Total monthly actual staff (shift)	Total monthly planned staff (shift)		Total monthly actual staff (shift)	
01	1	1	Green	3	2	4	5	Green	2	2	4	4	Green	2	2	4	4	Green	Night short by 1 qualified, safety maintained
02	1	1	Green	3	4	4	4	Green	2	2	4	4	Green	2	2	4	4	Green	PM short by 1 qualified, safety maintained
03	0	0	Green	3	2	4	4	Green	2	2	4	4	Green	2	2	4	4	Green	PM short by 1 qualified, safety maintained
04	0	0	Green	3	2	4	4	Green	2	2	4	4	Green	2	2	4	4	Green	
05	1	1	Green	3	3	4	5	Green	2	2	4	4	Green	2	2	4	4	Green	
06	1	1	Green	3	3	4	3	Green	2	2	4	4	Green	2	2	4	4	Green	AM short by 1 qualified, safety maintained
07	1	1	Green	3	2	4	4	Green	2	3	5	4	Green	2	2	4	4	Green	
08	1	1	Green	3	3	4	4	Green	2	2	4	5	Green	2	2	4	4	Green	
09	1	1	Green	3	2	4	4	Green	2	2	4	4	Green	2	2	4	4	Green	
10	0	0	Green	3	2	4	4	Green	2	2	4	6	Green	2	2	4	5	Green	
11	0	0	Green	3	2	4	5	Green	2	2	4	5	Green	2	2	4	5	Green	
12	1	0	Green	3	3	4	4	Green	2	3	4	4	Green	2	2	3	5	Green	
13	1	1	Green	3	2	4	5	Green	2	2	4	5	Green	2	2	4	5	Green	
14	1	1	Green	3	3	4	4	Green	2	3	4	4	Green	2	2	4	5	Green	
15	1	1	Green	3	3	4	4	Green	2	2	4	4	Green	2	2	4	4	Green	
16	1	1	Green	3	3	4	4	Green	2	3	4	4	Green	2	2	4	5	Green	
17	0	0	Green	3	2	4	5	Green	2	2	4	5	Green	2	2	4	5	Green	
18	0	0	Green	3	2	4	4	Green	2	2	4	5	Green	2	2	4	5	Green	PM short by 1 qualified, safety maintained ward manager provided cover
19	1	1	Green	3	2	3	5	Green	2	3	4	4	Green	2	2	4	5	Green	
20	1	1	Green	3	3	4	4	Green	2	2	4	5	Green	2	2	4	5	Green	
21	1	1	Green	3	3	4	4	Green	2	3	4	4	Green	2	2	4	5	Green	
22	1	1	Green	3	3	4	4	Green	2	3	4	4	Green	2	2	4	6	Green	
23	1	1	Green	3	3	4	4	Green	2	3	4	4	Green	2	2	4	5	Green	
24	0	0	Green	3	2	4	5	Green	2	2	4	5	Green	2	1	4	5	Amber	
25	0	0	Green	3	3	4	4	Green	2	2	4	5	Green	2	2	4	5	Green	
26	1	1	Green	3	3	4	4	Green	2	3	4	4	Green	2	2	4	5	Green	
27	1	1	Green	3	2	4	5	Green	2	2	4	6	Green	2	2	4	5	Green	
28	1	1	Green	3	3	4	4	Green	2	3	4	4	Green	2	2	4	5	Green	
29	1	1	Green	3	3	4	4	Green	2	3	4	4	Green	2	2	4	5	Green	
30	1	1	Green	3	3	4	4	Green	2	3	4	4	Green	2	2	4	6	Green	
31	1	1	Green	3	2	4	6	Green	2	2	4	6	Green	2	2	4	6	Green	
Total Hrs (shift*hrs per shift)	172.5	165.0		697.5	600.0	922.5	997.5		480.0	555.0	937.5	1035.0		620.0	610.0	1230.0	1480.0		

Day		
	Total monthly planned staff hours	Total monthly actual staff hours
Registered Nurses/Midwives	1350.00	1320.00
Non-registered Nurses/Midwives (Care Staff)	1860.00	2032.50
Registered Nursing Associates	0.00	0.00
Non-registered Nursing Associates	0.00	0.00

Night	
Total monthly planned staff hours	Total monthly actual staff hours
620.00	610.00
1230.00	1480.00
0.00	0.00
0.00	0.00

Total		
	Planned	Actual
Registered AHPs	0.00	0.00
Non-Registered AHPs	0.00	0.00

Green Staffing meets planned requirement
Amber Staffing does not meet planned requirement but is safe
Red Staffing does not meet planned requirement and this has been escalated to a senior nurse

The Limes Ward

Aug-19	9 to 5 (7.5 Hrs Shift)			AM (7.5 Hrs Shift)					PM (7.5 Hrs Shift)					Night (10.0 Hrs Shift)					Comments
	Planned (shift)	Actual (shift)	RAG	Registered Nurses/Midwives		Non-registered Nurses/Midwives (Care Staff)		RAG	Registered Nurses/Midwives		Non-registered Nurses/Midwives (Care Staff)		RAG	Registered Nurses/Midwives		Non-registered Nurses/Midwives (Care Staff)		RAG	
				Total monthly planned staff (shift)	Total monthly actual staff (shift)	Total monthly planned staff (shift)	Total monthly actual staff (shift)		Total monthly planned staff (shift)	Total monthly actual staff (shift)	Total monthly planned staff (shift)	Total monthly actual staff (shift)		Total monthly planned staff (shift)	Total monthly actual staff (shift)	Total monthly planned staff (shift)	Total monthly actual staff (shift)		
Date																			
01	1	1	Green	3	3	7	6	Amber	3	3	7	6	Amber	2	2	6	6	Green	1 band 5 redeployed, 1 band 5 phased return and 2 HCAs on long term sick, could not find bank/agency cover.
02	1	1	Green	3	3	7	7	Green	3	3	7	7	Green	2	2	6	6	Green	
03			Green	3	3	7	7	Green	3	3	7	7	Green	2	2	6	6	Green	
04			Green	3	2	7	7	Amber	3	2	7	7	Amber	2	2	6	6	Green	1 band 5 redeployed, 1 band 5 phased return and 2 HCAs on long term sick, could not find bank/agency cover.
05	1	1	Green	3	3	6	6	Green	3	3	6	6	Green	2	2	5	5	Green	
06	1	1	Green	3	3	6	6	Green	3	3	6	6	Green	2	2	5	5	Green	
07	1	1	Green	3	3	6	6	Green	3	3	6	6	Green	2	2	5	5	Green	
08	1	1	Green	3	3	6	6	Green	3	3	6	6	Green	2	2	5	4	Amber	1 Bank staff cancelled shift at very short notice. Failed to get bank/agency cover
09	1	1	Green	3	3	6	6	Green	3	3	6	6	Green	2	2	5	5	Green	
10			Green	3	2	6	7	Green	3	2	6	7	Green	2	2	5	5	Green	
11			Green	3	3	6	6	Green	3	3	6	6	Green	2	2	5	5	Green	
12	1	1	Green	3	2	6	7	Green	3	2	6	7	Green	2	2	5	5	Green	
13	1	1	Green	3	3	6	6	Green	3	3	6	6	Green	2	2	5	5	Green	
14	1	1	Green	3	2	6	7	Green	3	2	6	7	Green	2	2	5	5	Green	
15	1	1	Green	3	3	6	6	Green	3	3	6	6	Green	2	2	5	4	Amber	1 band 5 redeployed, 1 band 5 phased return and 2 HCAs on long term sick, could not find bank/agency cover.
16	1	1	Green	3	3	6	6	Green	3	3	6	6	Green	2	2	5	6	Green	
17			Green	3	3	6	6	Green	3	3	6	6	Green	2	2	5	5	Green	
18			Green	3	3	6	6	Green	3	3	6	6	Green	2	2	5	5	Green	
19	1	1	Green	3	1	6	7	Amber	3	1	6	7	Amber	2	2	5	5	Green	2 RMNs cancelled shifts at shrt notice. 1 band 5 redeployed, 1 band 5 phased return and 2 HCAs on long term sick, could not find bank/agency cover.
20	1	1	Green	3	3	6	6	Green	3	3	6	6	Green	2	2	5	5	Green	
21	1	1	Green	3	3	6	6	Green	3	3	6	6	Green	2	2	5	5	Green	
22	1	1	Green	3	3	6	6	Green	3	3	6	6	Green	2	2	5	5	Green	
23	1	1	Green	3	3	6	6	Green	3	3	6	6	Green	2	2	5	5	Green	
24			Green	3	2	6	7	Green	3	2	6	7	Green	2	2	5	5	Green	
25			Green	3	3	6	6	Green	3	3	6	6	Green	2	2	5	5	Green	
26	1	1	Green	3	3	6	6	Green	3	3	6	6	Green	2	2	5	5	Green	
27	1	1	Green	4	4	6	5	Green	4	4	6	5	Green	2	2	5	5	Green	
28	1	1	Green	3	4	6	5	Green	3	4	6	5	Green	2	2	5	5	Green	
29	1	1	Green	3	4	6	5	Green	3	4	6	5	Green	2	2	5	5	Green	
30	1	1	Green	3	2	6	5	Amber	3	2	6	5	Amber	2	2	5	5	Green	1 band 5 redeployed, 1 band 5 phased return and 2 HCAs on long term sick, could not find bank/agency cover.
31	3		Green	3	3	6	6	Green	3	3	6	6	Green	2	2	5	5	Green	
Total Hrs (shift*hrs per shift)	187.5	165.0		705.0	660.0	1425.0	1425.0		705.0	660.0	1425.0	1425.0		620.0	620.0	1590.0	1580.0		

	Day		Night	
	Total monthly planned staff hours	Total monthly actual staff hours	Total monthly planned staff hours	Total monthly actual staff hours
Registered Nurses/Midwives	1597.50	1485.00	620.00	620.00
Non-registered Nurses/Midwives (Care Staff)	2850.00	2850.00	1590.00	1580.00
Registered Nursing Associates	0.00	0.00	0.00	0.00
Non-registered Nursing Associates	0.00	0.00	0.00	0.00

	Total	
	Planned	Actual
Registered AHPs	0.00	0.00
Non-Registered AHPs	0.00	0.00

Green	
Amber	
Red	

Staffing meets planned requirement
 Staffing does not meet planned requirement but is safe
 Staffing does not meet planned requirement and this has been escalated to a senior nurse

Askew Ward

Aug-19	9 to 5 (7.5 Hrs Shift)			AM (7.5 Hrs Shift)					PM (7.5 Hrs Shift)					Night (10.0 Hrs Shift)					Comments
	Planned (shift)	Actual (shift)	RAG	Registered Nurses/Midwives		Non-registered Nurses/Midwives (Care Staff)		RAG	Registered Nurses/Midwives		Non-registered Nurses/Midwives (Care Staff)		RAG	Registered Nurses/Midwives		Non-registered Nurses/Midwives (Care Staff)		RAG	
				Total monthly planned staff (shift)	Total monthly actual staff (shift)	Total monthly planned staff (shift)	Total monthly actual staff (shift)		Total monthly planned staff (shift)	Total monthly actual staff (shift)	Total monthly planned staff (shift)	Total monthly actual staff (shift)		Total monthly planned staff (shift)	Total monthly actual staff (shift)				
01	2	2	Green	3	3	3	4	Green	3	2	3	4	Green	2	2	2	4	Green	
02	2	2	Green	3	2	3	5	Green	3	2	3	5	Green	2	2	3	3	Green	
03	0	0	Green	3	3	3	3	Green	3	2	3	3	Green	2	2	2	3	Green	
04	0	0	Green	3	2	3	5	Green	3	3	3	4	Green	2	2	2	3	Green	
05	2	2	Green	3	1	3	5	Amber	3	1	3	5	Amber	2	2	2	4	Green	2 RMN on early & late shift
06	2	2	Green	3	2	3	5	Green	3	1	3	6	Amber	2	2	2	2	Green	1 RMN on late shift
07	2	2	Green	3	2	3	4	Green	3	2	3	4	Green	2	2	2	3	Green	
08	2	2	Green	3	2	3	5	Green	3	1	3	6	Amber	2	2	2	4	Green	1 RMN on late shift
09	2	2	Green	3	2	3	5	Green	3	2	3	5	Green	2	2	2	3	Green	
10	2	2	Green	3	3	3	4	Green	3	2	3	5	Green	2	2	2	3	Green	
11	2	2	Green	3	3	3	4	Green	3	3	3	5	Green	2	2	2	2	Green	
12	2	2	Green	3	3	3	4	Green	3	3	3	3	Green	2	2	2	3	Green	
13	2	2	Green	3	3	3	3	Green	3	4	3	2	Green	2	2	2	2	Green	
14	2	2	Green	3	3	3	3	Green	3	4	3	2	Green	2	2	2	2	Green	
15	2	2	Green	3	3	3	2	Green	3	3	3	3	Green	2	2	2	2	Green	
16	2	2	Green	3	3	3	4	Green	3	3	3	3	Green	2	2	2	2	Green	
17	0	0	Green	3	3	3	3	Green	3	2	3	4	Green	2	2	2	2	Green	
18	0	0	Green	3	3	3	3	Green	3	3	3	3	Green	2	2	2	2	Green	
19	2	2	Green	3	3	3	2	Green	3	2	3	4	Green	2	2	2	2	Green	
20	2	2	Green	3	3	3	3	Green	3	4	3	2	Green	2	2	2	2	Green	
21	2	2	Green	3	3	3	3	Green	3	4	3	2	Green	2	2	2	2	Green	
22	2	2	Green	3	5	3	1	Green	3	4	3	2	Green	2	2	2	2	Green	
23	2	2	Green	3	3	3	3	Green	3	3	3	3	Green	2	2	2	3	Green	
24	0	0	Green	3	2	3	5	Green	3	2	3	5	Green	2	2	2	3	Green	
25	0	0	Green	3	2	3	5	Green	3	2	3	5	Green	2	2	2	3	Green	
26	2	2	Green	3	3	3	4	Green	3	3	3	4	Green	2	2	2	3	Green	
27	2	2	Green	3	2	3	4	Green	3	3	3	2	Green	2	2	2	3	Green	
28	2	2	Green	3	4	3	3	Green	3	3	3	5	Green	2	2	2	3	Green	
29	2	2	Green	3	4	3	3	Green	3	3	3	4	Green	2	2	2	3	Green	
30	2	2	Green	3	3	3	3	Green	3	3	3	3	Green	2	2	2	3	Green	
31	0	0	Green	3	3	3	4	Green	3	2	3	4	Green	2	2	2	3	Green	
Total Hrs (shift*hrs per shift)	360.0	360.0		697.5	645.0	697.5	855.0		697.5	607.5	697.5	877.5		620.0	620.0	630.0	840.0		

Day		
	Total monthly planned staff hours	Total monthly actual staff hours
Registered Nurses/Midwives	1755.00	1612.50
Non-registered Nurses/Midwives (Care Staff)	1395.00	1732.50
Registered Nursing Associates	0.00	0.00
Non-registered Nursing Associates	0.00	0.00

Night		
	Total monthly planned staff hours	Total monthly actual staff hours
Registered Nurses/Midwives	620.00	620.00
Non-registered Nurses/Midwives (Care Staff)	630.00	840.00
Registered Nursing Associates	0.00	0.00
Non-registered Nursing Associates	0.00	0.00

Total		
	Planned	Actual
Registered AHPs	0.00	0.00
Non-Registered AHPs	0.00	0.00

Green	
Amber	
Red	

Staffing meets planned requirement
 Staffing does not meet planned requirement but is safe
 Staffing does not meet planned requirement and this has been escalated to a senior nurse

Ravenscourt Ward

Aug-19	9 to 5 (7.5 Hrs Shift)			AM (7.5 Hrs Shift)				PM (7.5 Hrs Shift)				Night (10.0 Hrs Shift)				Comments			
	Planned (shift)	Actual (shift)	RAG	Registered Nurses/Midwives		Non-registered Nurses/Midwives (Care Staff)		RAG	Registered Nurses/Midwives		Non-registered Nurses/Midwives (Care Staff)		RAG	Registered Nurses/Midwives			Non-registered Nurses/Midwives (Care Staff)		RAG
				Total monthly planned staff (shift)	Total monthly actual staff (shift)	Total monthly planned staff (shift)	Total monthly actual staff (shift)		Total monthly planned staff (shift)	Total monthly actual staff (shift)	Total monthly planned staff (shift)	Total monthly actual staff (shift)		Total monthly planned staff (shift)	Total monthly actual staff (shift)				
01	2	2		2	2	2	3		2	2	2	3		2	2	2	2		
02	2	2		2	2	2	3		2	2	2	3		2	2	2	2		
03	0	0		2	2	2	2		2	2	2	3		2	2	2	2		
04	0	0		2	2	2	2		2	2	2	3		2	2	2	2		
05	2	2		2	2	2	3		2	3	2	2		2	2	2	2		
06	2	2		2	2	2	3		2	3	2	2		2	2	2	2		
07	2	2		2	2	2	2		2	2	2	3		2	2	2	2		
08	2	2		2	3	2	3		2	2	2	3		2	2	2	3		
09	2	2		2	2	2	3		2	2	2	3		2	2	2	2		
10	0	0		2	2	2	3		2	3	2	2		2	2	2	2		
11	0	0		2	2	2	2		2	3	2	2		2	2	2	2		
12	2	2		2	2	2	3		2	2	3	2		2	2	2	2		
13	2	2		2	2	2	2		2	3	2	2		2	2	2	2		
14	2	2		2	2	2	3		2	3	2	2		2	2	2	2		
15	2	2		2	2	2	2		2	3	2	2		2	2	2	2		
16	2	2		2	3	2	3		2	3	2	2		2	2	2	3		
17	0	0		2	2	2	4		2	2	2	4		2	2	2	3		
18	0	0		2	2	2	4		2	2	2	4		2	2	2	3		
19	2	2		2	2	2	4		2	3	2	3		2	2	2	3		
20	2	2		2	2	2	4		2	2	2	3		2	2	2	3		
21	2	2		2	2	2	4		2	2	2	4		2	2	2	3		
22	2	2		2	2	2	4		2	2	2	4		2	2	2	3		
23	2	2		2	2	2	4		2	2	2	4		2	2	2	3		
24	0	0		2	2	2	4		2	2	2	4		2	2	2	3		
25	0	0		2	2	2	4		2	2	2	4		2	2	2	3		
26	2	2		2	2	2	4		2	2	2	4		2	2	2	3		
27	2	2		2	2	2	4		2	2	2	3		2	2	2	3		
28	2	2		2	2	2	4		2	2	2	3		2	2	2	3		
29	2	2		2	2	2	4		2	2	2	3		2	2	2	3		
30	2	2		2	2	2	2		2	2	2	3		2	2	2	3		
31	0	0		2	2	2	3		2	2	2	3		2	2	2	3		
Total Hrs (shift*hrs per shift)	330.0	330.0		465.0	480.0	465.0	742.5		465.0	532.5	480.0	697.5		620.0	620.0	620.0	790.0		

Day		
	Total monthly planned staff hours	Total monthly actual staff hours
Registered Nurses/Midwives	1260.00	1342.50
Non-registered Nurses/Midwives (Care Staff)	945.00	1440.00
Registered Nursing Associates	0.00	0.00
Non-registered Nursing Associates	0.00	0.00

Night	
	Total monthly actual staff hours
Registered Nurses/Midwives	620.00
Non-registered Nurses/Midwives (Care Staff)	790.00
Registered Nursing Associates	0.00
Non-registered Nursing Associates	0.00

Total		
	Planned	Actual
Registered AHPs	0.00	0.00
Non-Registered AHPs	0.00	0.00

Green	
Amber	
Red	

Staffing meets planned requirement
 Staffing does not meet planned requirement but is safe
 Staffing does not meet planned requirement and this has been escalated to a senior nurse

Avonmore Ward

Date	9 to 5 (7.5 Hrs Shift)			AM (7.5 Hrs Shift)					PM (7.5 Hrs Shift)					Night (10.0 Hrs Shift)					Comments			
	Planned (shift)	Actual (shift)	RAG	Registered Nurses/Midwives		Non-registered Nurses/Midwives (Care Staff)			RAG	Registered Nurses/Midwives		Non-registered Nurses/Midwives (Care Staff)			RAG	Registered Nurses/Midwives		Non-registered Nurses/Midwives (Care Staff)			RAG	
				Total monthly planned staff (shift)	Total monthly actual staff (shift)	Total monthly planned staff (shift)	Total monthly actual staff (shift)	Total monthly planned staff (shift)		Total monthly actual staff (shift)	Total monthly planned staff (shift)	Total monthly actual staff (shift)	Total monthly planned staff (shift)	Total monthly actual staff (shift)		Total monthly planned staff (shift)	Total monthly actual staff (shift)					
01	2	2	Green	2	2	2	2	2	2	2	2	3	3	2	2	2	2	2	2	2	2	
02	2	2	Green	2	2	2	2	2	2	2	2	3	3	2	2	2	2	2	2	2	2	
03	0	0	Green	2	2	2	2	2	2	2	2	3	3	2	2	2	2	2	2	2	2	
04	0	0	Green	2	2	2	2	2	2	2	2	3	3	2	2	2	2	2	2	2	2	
05	2	2	Green	2	2	2	2	3	2	2	2	3	4	2	2	2	2	2	2	3	2	
06	2	2	Green	2	2	2	2	3	2	2	2	3	3	2	1	2	2	2	4	2	4	only 1 RMN worked
07	2	2	Green	2	2	2	2	3	2	2	2	3	4	2	2	2	2	2	4	2	4	
08	2	2	Green	2	2	2	2	3	2	2	2	3	4	2	2	2	2	2	3	2	3	
09	2	2	Green	2	2	2	2	4	2	2	2	3	4	2	2	2	2	2	3	2	3	
10	0	0	Green	2	2	2	2	3	2	2	2	3	4	2	2	2	2	2	3	2	3	
11	0	0	Green	2	2	2	2	2	2	2	2	3	4	2	2	2	2	2	3	2	3	
12	2	2	Green	2	2	2	2	4	2	2	2	3	4	2	2	2	2	2	3	2	3	
13	2	2	Green	2	2	2	2	2	2	2	2	3	3	2	2	2	2	2	2	2	2	
14	2	2	Green	2	2	2	2	3	2	2	2	3	3	2	2	2	2	2	2	2	3	
15	2	2	Green	2	2	2	2	3	2	2	2	3	4	2	2	2	2	2	2	2	3	
16	2	2	Green	2	1	2	2	4	2	2	2	3	4	2	2	2	2	2	3	2	3	only 1 RMN worked
17	0	0	Green	2	2	2	2	3	2	2	2	3	4	2	2	2	2	2	3	2	3	
18	0	0	Green	2	2	2	2	3	2	2	2	3	3	2	2	2	2	2	3	2	3	
19	2	2	Green	2	2	2	2	3	2	2	2	3	3	2	2	2	2	2	2	2	3	
20	2	2	Green	2	2	2	2	4	2	2	2	3	4	2	2	2	2	2	2	2	3	
21	2	2	Green	2	2	2	2	3	2	2	2	3	4	2	2	2	2	2	2	2	2	
22	2	2	Green	2	2	2	2	4	2	2	2	3	4	2	2	2	2	2	2	2	3	
23	2	2	Green	2	2	2	2	3	2	2	2	3	4	2	2	2	2	2	2	2	3	
24	0	0	Green	2	2	2	2	3	2	2	2	3	3	2	2	2	2	2	2	2	4	1 patient in seclusion, 1 patient admitted in CXH hence the 4 HCAs at night shift
25	0	0	Green	2	2	2	2	3	2	2	2	3	3	2	2	2	2	2	2	2	4	
26	2	2	Green	2	2	2	2	3	2	2	2	3	4	2	2	2	2	2	2	2	3	
27	2	2	Green	2	2	2	2	4	2	2	2	3	4	2	2	2	2	2	2	2	3	
28	2	2	Green	2	2	2	2	4	2	2	2	3	4	2	2	2	2	2	2	2	3	
29	2	2	Green	2	2	2	2	3	2	2	2	3	4	2	2	2	2	2	2	2	3	
30	2	2	Green	2	2	2	2	3	2	2	2	3	4	2	2	2	2	2	2	2	3	
31	0	0	Green	2	2	2	2	3	2	2	2	3	4	2	2	2	2	2	2	2	3	
Total Hrs (shift*hrs per shift)	330.0	330.0		465.0	457.5	465.0	705.0		465.0	465.0	697.5	847.5		620.0	610.0	620.0	910.0					

Day		
	Total monthly planned staff hours	Total monthly actual staff hours
Registered Nurses/Midwives	1260.00	1252.50
Non-registered Nurses/Midwives (Care Staff)	1162.50	1552.50
Registered Nursing Associates	0.00	0.00
Non-registered Nursing Associates	0.00	0.00

Night		
	Total monthly planned staff hours	Total monthly actual staff hours
Registered Nurses/Midwives	620.00	610.00
Non-registered Nurses/Midwives (Care Staff)	620.00	910.00
Registered Nursing Associates	0.00	0.00
Non-registered Nursing Associates	0.00	0.00

Total		
	Planned	Actual
Registered AHPs	0.00	0.00
Non-Registered AHPs	0.00	0.00

Green Staffing meets planned requirement
 Amber Staffing does not meet planned requirement but is safe
 Red Staffing does not meet planned requirement and this has been escalated to a senior nurse

Lillie Ward		9 to 5 (7.5 Hrs Shift)			AM (7.5 Hrs Shift)				PM (7.5 Hrs Shift)				Night (10.0 Hrs Shift)				Comments		
Aug-19	Planned (shift)	Actual (shift)	RAG	Registered Nurses/Midwives		Non-registered Nurses/Midwives (Care Staff)		RAG	Registered Nurses/Midwives		Non-registered Nurses/Midwives (Care Staff)		RAG	Registered Nurses/Midwives		Non-registered Nurses/Midwives (Care Staff)		RAG	
Date				Total monthly planned staff (shift)	Total monthly actual staff (shift)	Total monthly planned staff (shift)	Total monthly actual staff (shift)		Total monthly planned staff (shift)	Total monthly actual staff (shift)	Total monthly planned staff (shift)	Total monthly actual staff (shift)		Total monthly planned staff (shift)	Total monthly actual staff (shift)	Total monthly planned staff (shift)		Total monthly actual staff (shift)	
01	2	2	Green	2	2	2	2	Green	2	2	2	2	Green	2	2	2	2	Green	
02	2	2	Green	2	2	2	4	Green	2	2	2	2	Green	2	2	2	2	Green	AM Shift - R.J - NPC
03	0	0	Green	2	2	2	2	Green	2	1	2	3	Amber	2	2	2	2	Green	
04	0	0	Green	2	1	2	3	Amber	2	2	2	2	Green	2	2	2	2	Green	
05	2	2	Green	2	2	2	3	Green	2	2	2	2	Green	2	2	2	2	Green	
06	2	2	Green	3	3	2	2	Green	2	2	2	2	Green	2	2	2	2	Green	
07	2	2	Green	2	2	3	3	Green	2	2	2	2	Green	2	2	2	2	Green	
08	2	2	Green	3	2	2	2	Green	2	2	2	3	Green	2	2	2	2	Green	
09	2	2	Green	2	2	2	2	Green	2	2	2	2	Green	2	2	2	2	Green	
10	0	0	Green	2	2	2	2	Green	2	2	2	2	Green	2	2	2	2	Green	
11	0	0	Green	2	2	2	2	Green	2	1	2	2	Amber	2	2	2	2	Green	
12	2	1	Amber	2	2	2	2	Green	2	2	2	2	Green	2	2	2	2	Green	
13	2	2	Green	2	2	2	2	Green	2	2	2	2	Green	2	2	2	2	Green	
14	2	2	Green	2	2	2	2	Green	2	2	2	2	Green	2	2	2	2	Green	
15	2	2	Green	2	2	2	2	Green	2	2	2	2	Green	2	2	2	2	Green	
16	2	2	Green	2	2	2	2	Green	2	2	2	2	Green	2	2	2	2	Green	
17	0	0	Green	2	2	2	2	Green	2	2	2	2	Green	2	2	2	2	Green	
18	0	0	Green	2	2	2	2	Green	2	2	2	2	Green	2	2	2	2	Green	
19	2	2	Green	2	2	2	2	Green	2	2	2	2	Green	2	2	2	2	Green	
20	2	1	Amber	2	2	2	2	Green	2	2	2	2	Green	2	2	2	2	Green	
21	2	2	Green	2	1	2	2	Amber	2	2	2	2	Green	2	2	2	2	Green	
22	2	2	Green	2	2	2	2	Green	2	2	2	2	Green	2	2	2	3	Green	Enhanced Obs at NOCTE
23	2	2	Green	2	2	2	2	Green	2	2	2	2	Green	2	2	2	2	Green	
24	0	0	Green	2	2	2	2	Green	2	2	2	2	Green	2	2	2	2	Green	
25	0	0	Green	2	2	2	2	Green	2	1	2	2	Amber	2	2	2	2	Green	
26	0	0	Green	2	2	2	2	Green	2	2	2	2	Green	2	1	2	2	Amber	
27	2	1	Amber	2	2	2	2	Green	2	2	2	2	Green	2	2	2	2	Green	
28	2	2	Green	2	2	2	2	Green	2	2	2	2	Green	2	2	2	2	Green	
29	2	2	Green	2	2	2	2	Green	2	2	2	2	Green	2	2	2	2	Green	
30	2	2	Green	2	2	2	2	Green	2	2	2	2	Green	2	2	2	2	Green	
31	0	0	Green	2	2	2	2	Green	2	2	2	2	Green	2	2	2	2	Green	
Total Hrs (shift*hrs per shift)	315.0	292.5		480.0	457.5	480.0	502.5		465.0	442.5	465.0	480.0		620.0	610.0	620.0	630.0		

	Day		Night	
	Total monthly planned staff hours	Total monthly actual staff hours	Total monthly planned staff hours	Total monthly actual staff hours
Registered Nurses/Midwives	1260.00	1192.50	620.00	610.00
Non-registered Nurses/Midwives (Care Staff)	945.00	982.50	620.00	630.00
Registered Nursing Associates	0.00	0.00	0.00	0.00
Non-registered Nursing Associates	0.00	0.00	0.00	0.00

	Total	
	Planned	Actual
Registered AHPs	0.00	0.00
Non-Registered AHPs	0.00	0.00

Green Staffing meets planned requirement
 Amber Staffing does not meet planned requirement but is safe
 Red Staffing does not meet planned requirement and this has been escalated to a senior nurse

Meridian Ward			9 to 5 (7.5 Hrs Shift)				AM (7.5 Hrs Shift)				PM (7.5 Hrs Shift)				Night (10.0 Hrs Shift)				Comments
Aug-19	Planned (shift)	Actual (shift)	RAG	Registered Nurses/Midwives		Non-registered Nurses/Midwives (Care Staff)		RAG	Registered Nurses/Midwives		Non-registered Nurses/Midwives (Care Staff)		RAG	Registered Nurses/Midwives		Non-registered Nurses/Midwives (Care Staff)		RAG	
Date				Total monthly planned staff (shift)	Total monthly actual staff (shift)	Total monthly planned staff (shift)	Total monthly actual staff (shift)		Total monthly planned staff (shift)	Total monthly actual staff (shift)	Total monthly planned staff (shift)	Total monthly actual staff (shift)		Total monthly planned staff (shift)	Total monthly actual staff (shift)	Total monthly planned staff (shift)	Total monthly actual staff (shift)		
01	4	4	Green	2	2	4	4	Green	2	2	4	4	Green	2	2	2	3	Green	2pts 1:1 Night
02	4	4	Green	2	3	4	3	Green	2	2	4	3	Amber	2	2	2	2	Amber	
03	0	0	Green	2	2	4	4	Green	2	2	4	4	Green	2	2	2	3	Green	
04	0	0	Green	2	1	4	4	Amber	2	2	4	4	Green	2	2	2	3	Green	
05	4	4	Green	2	2	4	4	Green	2	2	4	3	Amber	2	2	2	3	Green	
06	4	4	Green	2	2	4	4	Green	2	2	4	4	Green	2	2	2	3	Green	
07	4	4	Green	2	2	4	4	Green	2	1	4	5	Green	2	2	2	3	Green	
08	4	4	Green	2	2	4	4	Green	2	2	4	4	Green	2	2	2	3	Green	
09	4	4	Green	2	1	4	5	Amber	2	2	4	4	Green	2	2	2	3	Green	
10	0	0	Green	2	2	4	4	Green	2	2	4	4	Green	2	2	2	3	Green	
11	0	0	Green	2	2	4	4	Green	2	2	4	4	Green	2	2	2	3	Green	
12	4	4	Green	2	1	4	4	Amber	2	1	4	5	Amber	2	1	2	2	Amber	
13	4	4	Green	2	2	4	5	Amber	2	2	4	4	Green	2	2	2	2	Green	2pts ECT
14	4	4	Green	2	1	4	5	Amber	2	2	4	4	Green	2	2	2	3	Green	2pts 1:1 Night
15	4	4	Green	2	2	4	4	Green	2	2	4	4	Green	2	2	2	3	Green	
16	4	4	Green	2	2	4	3	Amber	2	1	4	4	Amber	2	2	2	3	Green	
17	0	0	Green	2	2	4	4	Green	2	2	4	4	Green	2	2	2	3	Green	
18	0	0	Green	2	2	4	4	Green	2	2	4	4	Green	2	2	2	3	Green	
19	4	4	Green	2	2	4	4	Green	2	2	4	4	Green	2	2	2	2	Green	
20	4	4	Green	2	1	4	5	Amber	2	2	4	4	Amber	2	2	2	2	Green	
21	4	4	Green	2	2	4	4	Green	2	2	4	4	Green	2	2	2	2	Green	
22	4	4	Green	2	2	4	3	Amber	2	2	4	4	Green	2	2	2	3	Green	
23	4	4	Green	2	2	4	2	Amber	2	1	4	4	Amber	2	2	2	2	Green	2 pts on 1:1
24	0	0	Green	2	1	4	5	Amber	2	1	4	3	Amber	2	2	2	2	Green	2pts on 1:1
25	0	0	Green	2	2	4	4	Green	2	2	4	4	Green	2	2	2	2	Green	
26	4	4	Green	2	2	4	4	Green	2	1	4	3	Amber	2	2	2	2	Green	
27	4	4	Green	2	2	4	4	Green	2	2	4	3	Amber	2	2	2	2	Green	
28	4	4	Green	2	2	4	4	Green	2	2	4	3	Amber	2	2	2	2	Green	
29	4	4	Green	2	2	4	4	Green	2	2	4	3	Amber	2	2	2	2	Green	
30	4	4	Green	2	3	4	3	Amber	2	2	4	3	Amber	2	2	2	2	Green	AM: 2 pts escort for ECT
31	0	0	Green	2	2	4	4	Green	2	2	4	4	Green	2	2	2	2	Green	
Total Hrs (shift*hrs per shift)	660.0	660.0		465.0	435.0	930.0	922.5		465.0	420.0	930.0	885.0		620.0	610.0	620.0	780.0		

	Day		Night	
	Total monthly planned staff hours	Total monthly actual staff hours	Total monthly planned staff hours	Total monthly actual staff hours
Registered Nurses/Midwives	1590.00	1515.00	620.00	610.00
Non-registered Nurses/Midwives (Care Staff)	1860.00	1807.50	620.00	780.00
Registered Nursing Associates	0.00	0.00	0.00	0.00
Non-registered Nursing Associates	0.00	0.00	0.00	0.00

	Total	
	Planned	Actual
Registered AHPs	0.00	0.00
Non-Registered AHPs	0.00	0.00

Green	
Amber	
Red	

Staffing meets planned requirement
 Staffing does not meet planned requirement but is safe
 Staffing does not meet planned requirement and this has been escalated to a senior nurse

Finch Ward		9 to 5 (7.5 Hrs Shift)			AM (7.5 Hrs Shift)					PM (7.5 Hrs Shift)					Night (10.0 Hrs Shift)					Comments		
Aug-19	Planned (shift)	Actual (shift)	RAG	Registered Nurses/Midwives		Non-registered Nurses/Midwives (Care Staff)			RAG	Registered Nurses/Midwives		Non-registered Nurses/Midwives (Care Staff)			RAG	Registered Nurses/Midwives		Non-registered Nurses/Midwives (Care Staff)			RAG	
Date				Total monthly planned staff (shift)	Total monthly actual staff (shift)	Total monthly planned staff (shift)	Total monthly actual staff (shift)		Total monthly planned staff (shift)	Total monthly actual staff (shift)	Total monthly planned staff (shift)	Total monthly actual staff (shift)		Total monthly planned staff (shift)	Total monthly actual staff (shift)	Total monthly planned staff (shift)	Total monthly actual staff (shift)					
01	1	1	Green	2	2	2	2	Green	2	2	2	2	Green	2	2	2	1.5	Green				
02	1	1	Green	2	2	2	2	Green	2	1	2	6	Amber	2	2	2	1.5	Green	UC covered with 136 HCA			
03	0	0	Green	2	2	2	2	Green	2	2	2	2	Green	2	2	2	1.5	Green				
04	0	0	Green	2	2	2	6	Green	2	2	2	6	Green	2	2	2	4.5	Green				
05	1	1	Green	2	2	2	2	Green	2	2	2	2	Green	2	2	2	1.5	Green				
06	1	1	Green	2	1	2	2	Amber	2	2	2	2	Green	2	2	2	1.5	Green	No Cover found Ward Manager Supported			
07	1	1	Green	2	1	2	2	Red	2	2	2	2	Green	2	2	2	1.5	Green	No Cover found Ward Manager Supported			
08	1	1	Green	2	2	2	2	Amber	2	2	2	2	Green	2	2	2	1.5	Green				
09	1	1	Green	2	2	2	2	Green	2	2	2	2	Green	2	2	2	1.5	Green				
10	0	0	Green	2	2	2	2	Green	2	2	2	2	Green	2	2	2	1.5	Green				
11	0	0	Green	2	2	2	6	Green	2	2	2	6	Green	2	2	2	2	Green	1X1:1			
12	1	1	Green	2	1	2	2	Green	2	2	2	6	Green	2	2	2	2	Green	1x1:1			
13	1	1	Green	2	2	2	6	Green	2	2	2	2	Green	2	2	2	2	Green	1x1:1			
14	1	1	Green	2	2	2	6	Green	2	2	2	6	Green	2	2	2	2	Green	1x1:1			
15	1	1	Green	2	2	2	6	Green	2	2	2	6	Green	2	2	2	2	Green	1x1:1			
16	1	1	Green	2	2	2	6	Green	2	2	2	6	Green	2	2	2	2	Green	1x1:1			
17	0	0	Green	2	2	2	6	Green	2	2	2	6	Green	2	2	2	2	Green	1x1:1			
18	0	0	Green	2	2	2	2	Green	2	2	2	6	Green	2	2	2	2	Green	1x1:1			
19	1	1	Green	2	2	2	6	Green	2	2	2	6	Green	2	1	2	3	Amber	2x1:1			
20	1	1	Green	2	2	2	6	Green	2	2	2	6	Green	2	2	2	4.5	Green	2x1:1			
21	1	1	Green	2	2	2	2	Green	2	2	2	6	Green	2	2	2	2	Green	2x1:1			
22	1	1	Green	2	2	2	2	Green	2	2	2	1	Amber	2	2	2	2	Green				
23	1	1	Green	2	2	2	2	Green	2	2	2	2	Green	2	2	2	2	Green				
24	0	0	Green	2	2	2	2	Green	2	2	2	2	Green	2	2	2	2	Green				
25	0	0	Green	2	2	2	2	Green	2	6	2	2	Green	2	2	2	2	Green				
26	1	1	Green	2	2	2	2	Green	2	2	2	2	Green	2	2	2	2	Green	1x1:1			
27	1	1	Green	2	2	2	1	Red	2	2	2	2	Green	2	2	2	2	Green	Supported by UC			
28	1	1	Green	2	2	2	6	Green	2	2	2	6	Green	2	2	2	4.5	Green	2x1:1			
29	1	1	Green	2	2	2	6	Green	2	2	2	6	Green	2	2	2	4.5	Green	2x1:1			
30	1	1	Green	2	1	2	6	Amber	2	2	2	6	Green	2	2	2	4.5	Green	Supported by Ward manager/ 2x1:1			
31	0	0	Green	2	2	2	6	Green	2	2	2	2	Green	2	2	2	4.5	Green				
Total Hrs (shift*hrs per shift)	165.0	165.0		465.0	435.0	465.0	847.5		465.0	487.5	465.0	907.5		620.0	610.0	620.0	735.0					

Day		
	Total monthly planned staff hours	Total monthly actual staff hours
Registered Nurses/Midwives	1095.00	1087.50
Non-registered Nurses/Midwives (Care Staff)	930.00	1755.00
Registered Nursing Associates	0.00	0.00
Non-registered Nursing Associates	0.00	0.00

Night		
	Total monthly planned staff hours	Total monthly actual staff hours
Registered Nurses/Midwives	620.00	610.00
Non-registered Nurses/Midwives (Care Staff)	620.00	735.00
Registered Nursing Associates	0.00	0.00
Non-registered Nursing Associates	0.00	0.00

Total		
	Planned	Actual
Registered AHPs	0.00	0.00
Non-Registered AHPs	0.00	0.00

Green Staffing meets planned requirement
 Amber Staffing does not meet planned requirement but is safe
 Red Staffing does not meet planned requirement and this has been escalated to a senior nurse

Grosvenor Ward																			
9 to 5 (7.5 Hrs Shift)		AM (7.5 Hrs Shift)					PM (7.5 Hrs Shift)					Night (10.0 Hrs Shift)					Comments		
Aug-19	Planned (shift)	Actual (shift)	RAG	Registered Nurses/Midwives		Non-registered Nurses/Midwives (Care Staff)		RAG	Registered Nurses/Midwives		Non-registered Nurses/Midwives (Care Staff)		RAG	Registered Nurses/Midwives		Non-registered Nurses/Midwives (Care Staff)		RAG	
				Total monthly planned staff (shift)	Total monthly actual staff (shift)	Total monthly planned staff (shift)	Total monthly actual staff (shift)		Total monthly planned staff (shift)	Total monthly actual staff (shift)	Total monthly planned staff (shift)	Total monthly actual staff (shift)		Total monthly planned staff (shift)	Total monthly actual staff (shift)				
Date																			
01	2	2	Green	2	2	2	1	Amber	2	2	2	2	Green	2	2	2	2	Green	
02	2	2	Green	2	2	2	3	Green	2	2	2	3	Green	2	2	2	2	Green	Staff booked to escort patient
03	0	0	Green	2	2	2	2	Green	2	2	2	2	Green	2	2	2	2	Green	
04	0	0	Green	2	3	2	1	Green	2	3	2	1	Green	2	2	2	2	Green	Floating week so 3 RMNs and 1 HCA
05	2	2	Green	2	2	2	2	Green	2	2	2	2	Green	2	2	2	2	Green	
06	2	2	Green	2	2	2	2	Green	2	2	2	2	Green	2	2	2	2	Green	
07	2	2	Green	2	2	2	2	Green	2	2	2	2	Green	2	2	2	2	Green	
08	2	2	Green	2	2	2	2	Green	2	2	2	2	Green	2	2	2	2	Green	
09	2	2	Green	2	2	2	2	Green	2	2	2	2	Green	2	2	2	2	Green	
10	0	0	Green	2	2	2	2	Green	2	2	2	2	Green	2	2	2	2	Green	
11	0	0	Green	2	2	2	1	Green	2	2	2	2	Green	2	2	2	2	Green	
12	2	3	Green	2	2	2	2	Green	2	2	2	1	Green	2	2	2	2	Green	HCA shift in Afternoon but covered by 9-5 AP who worked 9-9
13	2	2	Green	2	2	2	2	Green	2	2	2	2	Green	2	2	2	2	Green	
14	2	2	Green	2	2	2	2	Green	2	2	2	2	Green	2	2	2	2	Green	
15	2	2	Green	2	2	2	2	Green	2	2	2	2	Green	2	2	2	2	Green	
16	2	2	Green	2	2	2	2	Green	2	2	2	3	Green	2	2	2	2	Green	
17	0	0	Green	2	1	2	3	Green	2	2	2	3	Green	2	2	2	3	Green	2 patients on 1:1 TESO
18	0	0	Green	2	2	2	3	Green	2	2	2	3	Green	2	2	2	3	Green	2 patients on 1:1 teso
19	2	2	Green	2	2	2	4	Green	2	2	2	4	Green	2	2	2	4	Green	2 PATIENTs on 1:1 TESO and increased demand
20	2	2	Green	2	2	2	4	Green	2	2	2	3	Green	2	2	2	3	Green	2 patients on 1:1 teso and increased demand
21	2	1	Green	2	2	2	2	Green	2	2	2	2	Amber	2	2	2	2	Green	Team was supported by use of extra staff on the unit
22	2	2	Green	2	3	2	3	Green	2	3	2	3	Green	2	2	2	2	Green	2 PATIENTs on 1:1 TESO and increased demand
23	2	2	Green	2	2	2	2	Green	2	2	2	1	Green	2	2	2	2	Green	No risks noted as staff were moved around
24	0	0	Green	2	2	2	2	Green	2	2	2	2	Green	2	2	2	2	Green	
25	0	0	Green	2	2	2	3	Green	2	2	2	3	Green	2	2	2	3	Amber	3 patients on 1:1 TESO. Supported by U/C
26	2	0	Green	2	2	2	4	Green	2	2	2	4	Green	2	2	2	4	Green	3 patients on 1:1 TESO.
27	2	0	Green	2	2	2	4	Green	2	2	2	4	Green	2	2	2	3	Amber	3 patients on 1:1 TESO. Supported by U/C
28	2	2	Green	2	2	2	3	Amber	2	2	2	4	Green	2	2	2	3	Green	3 patients on 1:1 TESO.
29	2	2	Green	2	2	2	3	Green	2	2	2	4	Green	2	2	2	3	Green	2 patients on 1:1 TESO
30	2	1	Amber	2	1	2	3	Green	2	2	2	3	Green	2	2	2	3	Green	2patients on 1:1 TESO - NO AP cover
31	0	0	Green	2	2	2	3	Green	2	2	2	2	Green	2	2	2	2	Green	
Total Hrs (shift*hrs per shift)	330.0	292.5		465.0	465.0	465.0	570.0		465.0	480.0	465.0	577.5		620.0	620.0	620.0	740.0		

Day		Night	
	Total monthly planned staff hours	Total monthly actual staff hours	
Registered Nurses/Midwives	1260.00	1237.50	620.00
Non-registered Nurses/Midwives (Care Staff)	930.00	1147.50	620.00
Registered Nursing Associates	0.00	0.00	0.00
Non-registered Nursing Associates	0.00	0.00	0.00

Total		
	Planned	Actual
Registered AHPs	0.00	0.00
Non-Registered AHPs	0.00	0.00

Green Staffing meets planned requirement
 Amber Staffing does not meet planned requirement but is safe
 Red Staffing does not meet planned requirement and this has been escalated to a senior nurse

Kestrel Ward		9 to 5 (7.5 Hrs Shift)			AM (7.5 Hrs Shift)				PM (7.5 Hrs Shift)				Night (10.0 Hrs Shift)				Comments		
Aug-19	Planned (shift)	Actual (shift)	RAG	Registered Nurses/Midwives		Non-registered Nurses/Midwives (Care Staff)		RAG	Registered Nurses/Midwives		Non-registered Nurses/Midwives (Care Staff)		RAG	Registered Nurses/Midwives		Non-registered Nurses/Midwives (Care Staff)		RAG	
Date				Total monthly planned staff (shift)	Total monthly actual staff (shift)	Total monthly planned staff (shift)	Total monthly actual staff (shift)		Total monthly planned staff (shift)	Total monthly actual staff (shift)	Total monthly planned staff (shift)	Total monthly actual staff (shift)		Total monthly planned staff (shift)	Total monthly actual staff (shift)	Total monthly planned staff (shift)		Total monthly actual staff (shift)	
01	2	2	0	2	2	2	2	0	2	1	2	4	0	2	2	2	3	0	Ward had 2 x 1:1 TESO E/ L/N, short an RMN on late shift due, UC supported ward
02	2	2	0	2	2	2	3	0	2	2	2	4	0	2	2	2	2	0	RMN deployed to Finch -on Early - UC supported ward ; Ward has 2 x 1:1 Early & Late + 1 x 1:1 Night
03	0	0	0	2	2	2	2	0	2	2	2	2	0	2	2	2	2	0	Ward has 1 x 1:1 E/L/N
04	0	0	0	2	3	2	1	0	2	2	2	2	0	2	2	2	2	0	Ward has 1 x 1:1 E/L/N
05	2	2	0	2	1	2	2	0	2	2	2	2	0	2	2	2	2	0	Ward has 1 x 1:1 E/L/N; Short RMN on early - Ward Manager supported ward
06	2	2	0	2	2	2	2	0	2	2	2	2	0	2	2	2	2	0	Ward has 1 x 1:1 E/L/N
07	2	2	0	2	2	2	2	0	2	2	2	2	0	2	2	2	2	0	Ward has 1 x 1:1 E/L/N + Escort on Early shift.
08	2	2	0	2	2	2	2	0	2	2	2	2	0	2	2	2	2	0	Ward has 1 x 1:1 E/L/N
09	2	1	0	2	2	2	2	0	2	2	2	2	0	2	2	2	2	0	Ward has 1 x 1:1 E/L/N
10	0	0	0	2	2	2	2	0	2	2	2	2	0	2	2	2	2	0	Ward has 1 x 1:1 E/L/N
11	0	0	0	2	2	2	2	0	2	2	2	2	0	2	2	2	2	0	Ward has 1 x 1:1 E/L/N
12	2	2	0	2	2	2	2	0	2	2	2	2	0	2	2	2	2	0	Ward has 1 x 1:1 E/L/N
13	2	2	0	2	2	2	2	0	2	2	2	2	0	2	2	2	2	0	Ward has 1 x 1:1 E
14	2	2	0	2	2	2	3	0	2	2	2	3	0	2	2	2	2	0	Ward has 2 x 1:1 E/L/N; Escort on early shift; 1 HCA short on night shift. Unable to find staff, U/C supported the ward
15	2	2	0	2	2	2	3	0	2	2	2	2	0	2	2	2	2	0	Ward has 1 x 1:1 E/L/N
16	2	2	0	2	2	2	2	0	2	2	2	2	0	2	2	2	2	0	Ward has 1 x 1:1 L/N
17	0	0	0	2	2	2	2	0	2	2	2	2	0	2	2	2	2	0	Ward has 1 x 1:1 E/L/N
18	0	0	0	2	2	2	2	0	2	2	2	2	0	2	2	2	2	0	Ward has 1 x 1:1 E/L, 2 x 1:1 N. unable to find staff, U/C supported the ward
19	2	2	0	2	2	2	2	0	2	2	2	2	0	2	2	2	2	0	Ward has 2 x 1:1 E, 1 x 1:1 L/N; 1 HCA short on Morning shift. Ward manager/U/C supported the ward
20	2	2	0	2	3	2	2	0	2	3	2	2	0	2	2	2	3	0	Ward has 2 x 1:1 E/L/N
21	2	2	0	2	3	2	2	0	2	2	2	3	0	2	2	2	3	0	Ward has 2 x 1:1 E/L/N
22	2	2	0	2	3	2	2	0	2	2	2	3	0	2	2	2	3	0	Ward has 2 x 1:1 E/L/N
23	2	2	0	2	2	2	2	0	2	2	2	3	0	2	2	2	2	0	Ward has 2 x 1:1 E, 1 x 1:1 L/N; 1 HCA short on Morning shift. Ward manager/U/C supported the ward
24	0	0	0	2	2	2	2	0	2	2	2	2	0	2	2	2	2	0	Ward has 1 x 1:1 E/L/N
25	0	0	0	2	2	2	2	0	2	2	2	2	0	2	2	2	2	0	Ward has 1 x 1:1 E/L/N
26	2	2	0	2	2	2	2	0	2	2	2	2	0	2	2	2	2	0	Ward has 1 x 1:1 E/L/N
27	2	2	0	2	2	2	2	0	2	3	2	1	0	2	2	2	2	0	Ward has 1 x 1:1 E
28	2	2	0	2	2	2	2	0	2	2	2	2	0	2	2	2	2	0	
29	2	2	0	2	2	2	2	0	2	3	2	1	0	2	2	2	2	0	Ward has 1 x 1:1 E/L/N
30	2	2	0	2	2	2	2	0	2	3	2	1	0	2	2	2	2	0	Ward has 1 x 1:1 E/L/N
31	0	0	0	2	2	2	2	0	2	3	2	1	0	2	2	2	2	0	Ward has 1 x 1:1 E/L/N
Total Hrs (shift*hrs per shift)	330.0	322.5		465.0	487.5	465.0	480.0		465.0	495.0	465.0	495.0		620.0	620.0	620.0	660.0		

	Day		Night	
	Total monthly planned staff hours	Total monthly actual staff hours	Total monthly planned staff hours	Total monthly actual staff hours
Registered Nurses/Midwives	1260.00	1305.00	620.00	620.00
Non-registered Nurses/Midwives (Care Staff)	930.00	975.00	620.00	660.00
Registered Nursing Associates	0.00	0.00	0.00	0.00
Non-registered Nursing Associates	0.00	0.00	0.00	0.00

	Total	
	Planned	Actual
Registered AHPs	0.00	0.00
Non-Registered AHPs	0.00	0.00

Green Staffing meets planned requirement
 Amber Staffing does not meet planned requirement but is safe
 Red Staffing does not meet planned requirement and this has been escalated to a senior nurse

Kingfisher Ward		9 to 5 (7.5 Hrs Shift)				AM (7.5 Hrs Shift)				PM (7.5 Hrs Shift)				Night (10.0 Hrs Shift)				Comments	
Aug-19	Planned (shift)	Actual (shift)	RAG	Registered Nurses/Midwives		Non-registered Nurses/Midwives (Care Staff)		RAG	Registered Nurses/Midwives		Non-registered Nurses/Midwives (Care Staff)		RAG	Registered Nurses/Midwives		Non-registered Nurses/Midwives (Care Staff)			RAG
				Total monthly planned staff (shift)	Total monthly actual staff (shift)	Total monthly planned staff (shift)	Total monthly actual staff (shift)		Total monthly planned staff (shift)	Total monthly actual staff (shift)	Total monthly planned staff (shift)	Total monthly actual staff (shift)		Total monthly planned staff (shift)	Total monthly actual staff (shift)				
Date																			
01	2	2	Green	2	2	2	2	Green	2	2	2	2	Green	2	2	2	2	Green	
02	2	2	Green	2	1	2	2	Amber	2	1	2	2	Amber	2	2	2	2	Green	short of RMN E/L - AM, Manager supported - PM U/C supported ward
03	0	0	Amber	2	2	2	2	Green	2	2	2	2	Green	2	2	2	2	Green	12.75 = 1 x staff doing long days
04	0	0	Amber	2	2	2	2	Amber	2	2	2	2	Green	2	2	2	2	Green	12.75 = 1 x staff doing long days
05	2	2	Green	2	1	2	2	Amber	2	2	2	2	Green	2	2	2	2	Green	short of RMN on early. Manager supported.
06	2	2	Green	2	2	2	2	Green	2	2	2	2	Green	2	2	2	2	Green	12.75 = 1 x staff doing long days
07	2	2	Green	2	2	2	2	Green	2	2	2	2	Green	2	2	2	2	Green	
08	2	2	Green	2	2	2	1	Amber	2	2	2	2	Green	2	2	2	2	Green	short of HCA on E shift U/c informed
09	2	2	Green	2	2	2	2	Green	2	2	2	2	Green	2	2	2	2	Green	
10	0	0	Amber	2	2	2	2	Green	2	2	2	2	Green	2	2	2	2	Green	
11	0	0	Amber	2	2	2	2	Green	2	2	2	1	Amber	2	2	2	2	Green	10.5 = 2 x staff doing long days.
12	2	2	Green	2	2	2	2	Green	2	2	2	2	Green	2	2	2	2	Green	12.75 = 1 x staff doing long days
13	2	2	Green	2	2	2	2	Green	2	2	2	2	Green	2	2	2	2	Green	
14	2	2	Green	2	2	2	2	Green	2	2	2	2	Green	2	2	2	2	Green	
15	2	2	Green	2	2	2	2	Green	2	2	2	2	Green	2	2	2	2	Green	
16	2	2	Green	2	2	2	2	Green	2	2	2	2	Green	2	2	2	2	Green	
17	0	0	Amber	2	2	2	1	Amber	2	2	2	2	Green	2	2	2	2	Green	Short of HCA on early shift. 12.75 = staff doing long days
18	0	0	Amber	2	2	2	2	Green	2	2	2	2	Green	2	2	2	2	Green	
19	2	2	Green	2	2	2	1	Amber	2	2	2	2	Green	2	2	2	2	Green	Short of HCA on early shift
20	2	2	Green	2	2	2	2	Green	2	2	2	1	Amber	2	2	2	2	Green	Short of HCA on late shift
21	2	2	Green	2	2	2	2	Green	2	2	2	2	Green	2	2	2	2	Green	12.75 = 1 x staff doing long days
22	2	2	Green	2	2	2	2	Green	2	2	2	2	Green	2	2	2	2	Green	12.75 = 1 x staff doing long days
23	2	2	Green	2	2	2	2	Green	2	3	2	1	Amber	2	2	2	2	Green	
24	0	0	Amber	2	2	2	2	Green	4	4	1	1	Amber	2	2	2	2	Green	Booked&planned due to patient needing transfer to a&e
25	0	0	Amber	2	2	2	2	Green	2	3	2	1	Amber	2	2	2	2	Green	
26	2	2	Green	2	2	2	2	Green	2	1	2	2	Green	2	2	2	2	Green	
27	2	2	Green	2	2	2	2	Green	2	2	2	2	Green	2	2	2	2	Green	
28	2	2	Green	2	2	2	2	Green	2	2	2	2	Green	2	2	2	2	Green	
29	2	2	Green	2	2	2	2	Green	2	2	2	2	Green	2	2	2	2	Green	
30	2	2	Green	2	2	2	2	Green	2	1	3	2	Amber	2	2	2	2	Green	Short of 1 HCA on L due to 2 x 1:1 and 2 extra HCA due to 3 x 1:1
31	0	0	Amber	2	2	2	2	Amber	2	2	2	2	Green	2	2	2	2	Green	Short of 1 HCA on E and Extra HCA due to 2 x 1:1
Total Hrs (shift*hrs per shift)	330.0	330.0		465.0	447.8	465.0	419.3		480.0	461.0	465.0	412.0		620.0	620.0	620.0	620.0		

Day			Night		
	Total monthly planned staff hours	Total monthly actual staff hours	Total monthly planned staff hours	Total monthly actual staff hours	
Registered Nurses/Midwives	1275.00	1238.75	620.00	620.00	
Non-registered Nurses/Midwives (Care Staff)	930.00	831.25	620.00	620.00	
Registered Nursing Associates	0.00	0.00	0.00	0.00	
Non-registered Nursing Associates	0.00	0.00	0.00	0.00	

Total		
	Planned	Actual
Registered AHPs	0.00	0.00
Non-Registered AHPs	0.00	0.00



Green Staffing meets planned requirement
 Amber Staffing does not meet planned requirement but is safe
 Red Staffing does not meet planned requirement and this has been escalated to a senior nurse

Glyn Ward

Aug-19	9 to 5 (7.5 Hrs Shift)			AM (7.5 Hrs Shift)					PM (7.5 Hrs Shift)					Night (10.0 Hrs Shift)					Comments			
	Planned (shift)	Actual (shift)	RAG	Registered Nurses/Midwives		Non-registered Nurses/Midwives (Care Staff)			RAG	Registered Nurses/Midwives		Non-registered Nurses/Midwives (Care Staff)			RAG	Registered Nurses/Midwives		Non-registered Nurses/Midwives (Care Staff)			RAG	
				Total monthly planned staff (shift)	Total monthly actual staff (shift)	Total monthly planned staff (shift)	Total monthly actual staff (shift)	Total monthly planned staff (shift)		Total monthly actual staff (shift)	Total monthly planned staff (shift)	Total monthly actual staff (shift)	Total monthly planned staff (shift)	Total monthly actual staff (shift)		Total monthly planned staff (shift)	Total monthly actual staff (shift)					
01	1	1	Green	2	2	2	2	2	2	2	2	2	0	2	2	2	1	1	1	1	Green	
02	1	1	Green	2	2	2	2	2	2	2	2	2	2	2	2	2	2	1	1	1	1	Green
03	1	1	Green	2	2	2	2	2	2	2	2	2	2	2	2	2	2	1	1	1	1	Green
04	1	1	Green	2	2	2	2	2	2	2	2	2	2	2	2	2	2	1	1	1	1	Green
05	1	1	Green	2	2	2	2	2	2	2	2	2	1	2	2	2	2	1	1	1	1	Green
06	0	0	Green	2	2	1	2	3	2	2	2	2	2	2	2	2	2	1	1	1	1	Green
07	0	0	Green	2	2	2	2	2	2	2	2	2	2	2	2	2	2	1	1	1	1	Green
08	1	1	Green	2	2	2	2	2	2	2	2	2	1	2	2	2	2	1	1	1	1	Green
09	1	1	Green	2	2	2	2	2	2	2	2	2	2	2	2	2	2	1	1	1	1	Green
10	1	1	Green	2	2	2	2	2	2	2	2	2	2	2	2	2	2	1	1	1	1	Green
11	1	1	Green	2	2	1	2	2	2	2	2	2	2	2	2	2	2	1	1	1	1	Green
12	1	1	Green	2	2	2	2	2	2	2	2	2	1	2	2	2	2	1	1	1	1	Green
13	0	0	Green	2	2	2	2	2	2	2	2	2	1	2	2	2	2	1	1	1	1	Green
14	0	0	Green	2	2	2	1	2	2	2	2	1	2	2	2	2	2	1	1	1	1	Green
15	1	1	Green	2	2	2	2	1	2	2	1	2	2	2	2	2	2	1	1	1	1	Green
16	1	1	Green	2	2	1	2	2	2	2	2	1	2	2	2	2	2	1	1	1	1	Green
17	1	1	Green	2	2	2	2	2	2	2	1	2	2	2	2	2	2	1	1	1	1	Green
18	1	1	Green	2	2	1	2	1	2	2	2	2	2	2	2	2	2	1	1	1	1	Green
19	1	1	Green	2	2	1	2	2	2	2	1	2	2	2	2	2	2	1	1	1	1	Green
20	0	0	Green	2	2	1	2	2	2	2	1	2	2	2	2	2	2	1	1	1	1	Green
21	0	0	Green	2	2	2	1	2	2	2	2	1	2	2	2	2	2	1	1	1	1	Green
22	1	1	Green	2	2	2	1	2	2	2	2	1	2	2	2	2	2	1	1	1	1	Green
23	1	1	Green	2	2	2	1	2	2	2	2	1	2	2	2	2	2	1	1	1	1	Green
24	1	1	Green	2	3	2	0	2	2	2	2	1	2	2	2	2	2	1	1	1	1	Green
25	1	1	Green	2	2	2	2	2	2	2	2	2	2	2	2	2	2	1	1	1	1	Green
26	1	1	Green	2	2	2	2	2	2	2	2	1	2	2	2	2	2	1	1	1	1	Green
27	0	0	Green	2	2	2	1	2	2	2	2	1	2	2	2	2	2	1	1	1	1	Green
28	0	0	Green	2	2	1	2	2	2	2	2	1	2	2	2	2	2	1	1	1	1	Green
29	1	1	Green	2	2	2	1	2	2	2	2	1	2	2	2	2	2	1	1	1	1	Green
30	1	1	Green	2	2	2	2	2	2	2	1	2	2	2	2	2	2	1	1	1	1	Green
31	1	1	Green	2	2	2	1	2	2	2	2	2	2	2	2	2	2	1	1	1	1	Green
Total Hrs (shift*hrs per shift)	172.5	172.5		465.0	420.0	465.0	390.0		465.0	427.5	465.0	345.0		620.0	620.0	310.0	310.0					

	Day	
	Total monthly planned staff hours	Total monthly actual staff hours
Registered Nurses/Midwives	1102.50	1020.00
Non-registered Nurses/Midwives (Care Staff)	930.00	735.00
Registered Nursing Associates	0.00	0.00
Non-registered Nursing Associates	0.00	0.00

	Night	
	Total monthly planned staff hours	Total monthly actual staff hours
Registered Nurses/Midwives	620.00	620.00
Non-registered Nurses/Midwives (Care Staff)	310.00	310.00
Registered Nursing Associates	0.00	0.00
Non-registered Nursing Associates	0.00	0.00

	Total	
	Planned	Actual
Registered AHPs	0.00	0.00
Non-Registered AHPs	0.00	0.00

Magnolia Ward

Green Staffing meets planned requirement
 Amber Staffing does not meet planned requirement but is safe
 Red Staffing does not meet planned requirement and this has been escalated to a senior nurse

Aug-19	9 to 5 (7.5 Hrs Shift)		AM (7.5 Hrs Shift)					PM (7.5 Hrs Shift)					Night (9.5 Hrs Shift)					AHPs (7.5 Hrs Shift)					Comments	
	Planned (shift)	Actual (shift)	RAG	Registered Nurses/Midwives		Non-registered Nurses/Midwives (Care Staff)		RAG	Registered Nurses/Midwives		Non-registered Nurses/Midwives (Care Staff)		RAG	Registered Nurses/Midwives		Non-registered Nurses/Midwives (Care Staff)		RAG	Registered AHPs		Non-Registered AHPs			RAG
				Total monthly planned staff (shift)	Total monthly actual staff (shift)	Total monthly planned staff (shift)	Total monthly actual staff (shift)		Total monthly planned staff (shift)	Total monthly actual staff (shift)	Total monthly planned staff (shift)	Total monthly actual staff (shift)		Total monthly planned staff (shift)	Total monthly actual staff (shift)	Total monthly planned staff (shift)	Total monthly actual staff (shift)		Total monthly planned staff (shift)	Total monthly actual staff (shift)	Total monthly planned staff (shift)	Total monthly actual staff (shift)		
Date																								
01	1	1	Green	3	3	3	3	Green	3	3	3	3	Green	2	2	1	1	Green	2	2	1	1	Green	
02	1	1	Green	3	3	3	3	Green	3	3	3	3	Green	2	2	1	1	Green	2	2	1	1	Green	
03	0	0	Green	3	3	3	3	Green	3	3	3	3	Green	2	2	1	1	Green	0	0	0	0	Green	
04	0	0	Green	3	3	3	3	Green	3	3	3	3	Green	2	2	1	1	Green	0	0	0	0	Green	
05	1	1	Green	3	3	3	3	Green	3	3	3	3	Green	2	2	1	1	Green	2	2	1	1	Green	
06	1	1	Green	3	3	3	3	Green	3	3	3	3	Green	2	2	1	1	Green	2	2	1	1	Green	
07	1	1	Green	3	3	3	3	Green	3	3	3	3	Green	2	2	1	1	Green	2	2	1	1	Green	
08	1	1	Green	3	3	3	3	Green	3	3	3	3	Green	2	2	1	1	Green	2	2	1	1	Green	
09	1	1	Green	3	3	3	3	Green	3	3	3	3	Green	2	2	1	1	Green	2	2	1	1	Green	
10	0	0	Green	3	3	3	3	Green	3	3	3	3	Green	2	1	1	2	Red	0	0	0	0	Green	RGN N shift not covered - HCA extra booked
11	0	0	Green	3	3	3	3	Green	3	3	3	3	Green	2	2	1	2	Green	0	0	0	0	Green	Extra HCA due to P3 patients
12	1	1	Green	3	3	3	3	Green	3	3	3	3	Green	2	2	1	2	Green	2	2	1	1	Green	Extra HCA due to P3 patients
13	1	1	Green	3	3	3	3	Green	3	3	3	3	Green	2	2	1	2	Green	2	2	1	1	Green	Extra HCA due to P3 patients
14	1	1	Green	3	3	3	3	Green	3	3	3	3	Green	2	2	1	2	Green	2	2	1	1	Green	Extra HCA due to P3 patients
15	1	1	Green	3	3	3	2	Amber	3	3	3	2	Amber	2	2	1	2	Green	2	2	1	1	Green	HCA shift not cover + night shift extra HCA due to P3
16	1	1	Green	3	3	3	3	Green	3	3	3	3	Green	2	2	1	1	Green	2	2	1	1	Green	
17	0	0	Green	3	3	3	3	Green	3	3	3	3	Green	2	2	1	1	Green	0	0	0	0	Green	
18	0	0	Green	3	3	3	3	Green	3	3	3	3	Green	2	2	1	1	Green	0	0	0	0	Green	
19	1	1	Green	3	3	3	3	Green	3	3	3	3	Green	2	2	1	2	Green	2	1	1	1	Amber	Extra HCA due to P3 patients
20	1	1	Green	3	3	3	3	Green	3	3	3	3	Green	2	2	1	2	Green	2	1	1	1	Amber	Extra HCA due to P3 patients
21	1	1	Green	3	3	3	3	Green	3	3	3	3	Green	2	2	1	2	Green	2	1	1	1	Amber	Extra HCA due to P3 patients
22	1	1	Green	3	3	3	3	Green	3	3	3	3	Green	2	2	1	2	Green	2	1	1	1	Amber	Extra HCA due to P3 patients
23	1	1	Green	3	3	3	3	Green	3	3	3	3	Green	2	2	1	2	Green	2	1	1	1	Amber	Extra HCA due to P3 patients
24	0	0	Green	3	3	3	3	Green	3	3	3	3	Green	2	2	1	2	Green	0	0	0	0	Green	Extra HCA due to P3 patients
25	0	0	Green	3	3	3	3	Green	3	3	3	3	Green	2	2	1	2	Green	0	0	0	0	Green	Extra HCA due to P3 patients
26	0	0	Green	3	3	3	3	Green	3	3	3	3	Green	2	2	1	2	Green	0	0	0	0	Green	Extra HCA due to P3 patients
27	1	1	Green	3	3	3	3	Green	3	3	3	3	Green	2	2	1	2	Green	2	1	1	1	Amber	Extra HCA due to P3 patients
28	1	1	Green	3	3	3	3	Green	3	3	3	3	Green	2	2	1	2	Green	2	1	1	1	Amber	Extra HCA due to P3 patients
29	1	1	Green	3	3	3	3	Green	3	3	3	3	Green	2	2	1	2	Green	2	1	1	1	Amber	Extra HCA due to P3 patients
30	1	1	Green	3	3	3	3	Green	3	3	3	3	Green	2	2	1	2	Green	2	1	1	1	Amber	Extra HCA due to P3 patients
31	0	0	Green	3	2	3	3	Amber	3	2	3	3	Amber	2	2	1	2	Green	0	0	0	0	Green	Extra Hca booked to cover RGN vacancy + extra N HCA for P3
Total Hrs (shift*hrs per shift)	157.5	157.5		697.5	690.0	697.5	690.0		697.5	690.0	697.5	690.0		589.0	579.5	294.5	475.0		315.0	247.5	157.5	157.5		

	Day		Night	
	Total monthly planned staff hours	Total monthly actual staff hours	Total monthly planned staff hours	Total monthly actual staff hours
Registered Nurses/Midwives	1552.50	1537.50	589.00	579.50
Non-registered Nurses/Midwives (Care Staff)	1395.00	1380.00	294.50	475.00
Registered Nursing Associates	0.00	0.00	0.00	0.00
Non-registered Nursing Associates	0.00	0.00	0.00	0.00

	Total	
	Planned	Actual
Registered AHPs	315.00	247.50
Non-Registered AHPs	157.50	157.50

Green	
Amber	
Red	

Staffing meets planned requirement
 Staffing does not meet planned requirement but is safe
 Staffing does not meet planned requirement and this has been escalated to a senior nurse




Rosemary Ward

Aug-19	9 to 5 (7.5 Hrs Shift)			AM (11.5 Hrs Shift)					Night (11.5 Hrs Shift)					AHPs (7.5 Hrs Shift)					Comments
	Planned (shift)	Actual (shift)	RAG	Registered Nurses/Midwives		Non-registered Nurses/Midwives (Care Staff)		RAG	Registered Nurses/Midwives		Non-registered Nurses/Midwives (Care Staff)		RAG	Registered AHPs		Non-Registered AHPs		RAG	
				Total monthly planned staff (shift)	Total monthly actual staff (shift)	Total monthly planned staff (shift)	Total monthly actual staff (shift)		Total monthly planned staff (shift)	Total monthly actual staff (shift)	Total monthly planned staff (shift)	Total monthly actual staff (shift)		Total monthly planned staff (shift)	Total monthly actual staff (shift)	Total monthly planned staff (shift)	Total monthly actual staff (shift)		
Date																			
01				3	2	2	5		2	2	2	3		9	7	2	2		Additional activity (high dependent patients day and night)
02				3	2	2	5		2	2	2	2		9	6	2	2		Additional activity (high dependent patients day and night)
03				3	2	2	5		2	2	2	3		0	0	0	0		Additional activity (high dependent patients day and night), SCN Night
04				3	2	2	5		2	2	2	3		0	0	0	0		Additional activity (high dependent patients day and night), SCN Night
05				3	2	2	5		2	3	2	2		9	6	2	2		Additional activity (high dependent patients day and night), SCN Night
06				3	3	2	5		2	2	2	3		9	6	2	2		Additional activity (high dependent patients day and night)
07				3	3	2	4		2	2	2	2		9	6	2	2		Additional activity (high dependent patients day and night)
08				3	3	2	5		2	2	2	3		9	7	2	2		Additional activity (high dependent patients day and night)
09				3	3	2	5		2	3	2	2		9	6	2	2		Additional activity (high dependent patients day and night), SCN Night
10				3	3	2	5		2	3	2	2		0	0	0	0		Additional activity (high dependent patients day and night), SCN Night
11				3	3	2	5		2	2	2	2		0	0	0	0		Additional activity (high dependent patients day and night)
12				3	3	2	5		2	2	2	2		9	6	2	1		Additional activity (high dependent patients day and night)
13				3	2	2	5		2	2	2	2		9	6	2	1		Additional activity (high dependent patients day and night)
14				3	3	2	5		2	3	2	2		9	6	2	1		Additional activity (high dependent patients day and night), SCN Night
15				3	2	2	5		2	2	2	3		9	6	2	1		Additional activity (high dependent patients day and night), SCN Night
16				3	3	2	5		2	3	2	3		9	5	2	1		Additional activity (high dependent patients day and night), SCN Night
17				3	3	2	5		2	2	2	3		0	0	0	0		Additional activity (high dependent patients day and night), SCN Night
18				3	3	2	5		2	2	2	1		0	0	0	0		Additional activity (high dependent patients day and night), SCN Night
19				3	3	2	5		2	2	2	2		9	3	2	1		Additional activity (high dependent patients day and night), SCN Night
20				3	3	2	5		2	2	2	2		9	6	2	1		Additional activity (high dependent patients day and night), SCN Night
21				3	3	2	4		2	3	2	2		9	6	2	1		Additional activity (high dependent patients day and night), SCN Night
22				3	3	2	5		2	2	2	3		9	7	2	1		Additional activity (high dependent patients day and night), SCN Night
23				3	3	2	5		2	2	2	3		9	6	2	1		Additional activity (high dependent patients day and night), SCN Night
24				3	3	2	4		2	2	2	3		0	0	0	0		Additional activity (high dependent patients day and night), SCN Night
25				3	3	2	5		2	3	2	2		0	0	0	0		Additional activity (high dependent patients day and night), SCN Night
26				3	3	2	4		2	2	2	2		0	0	0	0		Additional activity (high dependent patients day and night), SCN Night
27				3	3	2	4		2	3	2	2		9	4	2	2		Additional activity (high dependent patients day and night), SCN Night
28				3	3	2	5		2	3	2	2		9	7	2	2		Additional activity (high dependent patients day and night), SCN Night
29				3	3	2	5		2	2	2	3		9	6	2	1		Additional activity (high dependent patients day and night), SCN Night
30				3	3	2	5		2	2	2	2		9	6	2	1		Additional activity (high dependent patients day and night), SCN Night
31				3	2	2	5		2	3	2	2		0	0	0	0		Additional activity (high dependent patients day and night), SCN Night
Total Hrs (shift*hrs per shift)	0.0	0.0		1069.5	977.5	713.0	1725.0		713.0	828.0	713.0	839.5		1417.5	930.0	315.0	225.0		

	Day	
	Total monthly planned staff hours	Total monthly actual staff hours
Registered Nurses/Midwives	1069.50	977.50
Non-registered Nurses/Midwives (Care Staff)	713.00	1725.00
Registered Nursing Associates	0.00	0.00
Non-registered Nursing Associates	0.00	0.00

	Night	
	Total monthly planned staff hours	Total monthly actual staff hours
Registered Nurses/Midwives	713.00	828.00
Non-registered Nurses/Midwives (Care Staff)	713.00	839.50
Registered Nursing Associates	0.00	0.00
Non-registered Nursing Associates	0.00	0.00

	Total	
	Planned	Actual
Registered AHPs	1417.50	930.00
Non-Registered AHPs	315.00	225.00

Green  Staffing meets planned requirement
Amber  Staffing does not meet planned requirement but is safe
Red  Staffing does not meet planned requirement and this has been escalated to a senior nurse

Jasmin Ward

Aug-19	9 to 5 (7.5 Hrs Shift)			AM (11.5 Hrs Shift)					Night (11.5 Hrs Shift)					AHPs (7.5 Hrs Shift)					Comments
	Planned (shift)	Actual (shift)	RAG	Registered Nurses/Midwives		Non-registered Nurses/Midwives (Care Staff)		RAG	Registered Nurses/Midwives		Non-registered Nurses/Midwives (Care Staff)		RAG	Registered AHPs		Non-Registered AHPs		RAG	
				Total monthly planned staff (shift)	Total monthly actual staff (shift)	Total monthly planned staff (shift)	Total monthly actual staff (shift)		Total monthly planned staff (shift)	Total monthly actual staff (shift)	Total monthly planned staff (shift)	Total monthly actual staff (shift)		Total monthly planned staff (shift)	Total monthly actual staff (shift)				
Date																			
01				3	3	5	4		3	2	3	2		6	3	2	2		
02				3	3	5	3		3	3	3	3		6	3	2	2		
03				3	2	5	5		3	3	3	3		6	1	2	0		
04				3	3	5	3		3	2	3	2		6	1	2	0		
05				3	3	5	5		3	3	3	2		6	3	2	2		
06				3	2	5	4		3	2	3	2		6	3	2	1		
07				3	2	5	5		3	2	3	2		6	3	2	1		
08				3	3	5	5		3	3	3	2		6	3	2	1		
09				3	3	5	5		3	3	3	2		6	3	2	1		
10				3	3	5	3		3	3	3	2		6	1	2	1		
11				3	3	5	4		3	2	3	3		6	1	2	1		
12				3	2	5	4		3	2	3	2		6	3	2	2		
13				3	3	5	5		3	2	3	3		6	3	2	2		
14				3	3	5	5		3	2	3	3		6	3	2	2		
15				3	3	5	5		3	2	3	2		6	3	2	2		
16				3	3	5	5		3	2	3	3		6	3	2	2		
17				3	2	5	4		3	3	3	3		6	1	2	1		
18				3	3	5	4		3	3	3	2		6	1	2	1		
19				3	2	5	5		3	2	3	3		6	3	2	2		
20				3	3	5	5		3	2	3	3		6	4	2	2		
21				3	3	5	5		3	3	3	3		6	3	2	2		
22				3	2	5	5		3	3	3	2		6	3	2	2		
23				3	2	5	4		3	2	3	2		6	3	2	2		
24				3	2	5	4		3	2	3	3		6	1	2	1		
25				3	2	5	3		3	2	3	3		6	1	2	1		
26				3	3	5	5		3	2	3	2		6	3	2	0		
27				3	3	5	4		3	3	3	3		6	4	2	2		
28				3	3	5	5		3	3	3	3		6	4	2	2		
29				3	3	5	5		3	3	3	3		6	4	2	2		
30				3	3	5	4		3	3	3	3		6	4	2	2		
31				3	2	5	5		3	3	3	3		6	1	2	2		
Total Hrs (shift*hrs per shift)	0.0	0.0		1069.5	943.0	1782.5	1575.5		1069.5	885.5	1069.5	908.5		1395.0	600.0	465.0	345.0		

Day		
	Total monthly planned staff hours	Total monthly actual staff hours
Registered Nurses/Midwives	1069.50	943.00
Non-registered Nurses/Midwives (Care Staff)	1782.50	1575.50
Registered Nursing Associates	0.00	0.00
Non-registered Nursing Associates	0.00	0.00

Night		
	Total monthly planned staff hours	Total monthly actual staff hours
Registered Nurses/Midwives	1069.50	885.50
Non-registered Nurses/Midwives (Care Staff)	1069.50	908.50
Registered Nursing Associates	0.00	0.00
Non-registered Nursing Associates	0.00	0.00

Total		
	Planned	Actual
Registered AHPs	1395.00	600.00
Non-Registered AHPs	465.00	345.00